

General
Dental
Council

Registration
Statistical Report
2025

Published May 2026

© Copyright General Dental Council 2026

The General Dental Council is a public body created by statute.

This information is licensed under the Open Government Licence v3.0.

To view this licence visit:

www.nationalarchives.gov.uk/doc/open-government-licence/version/3/



This publication is available in clear print, large print, or audio formats on request.

This publication is available in Welsh and other languages on request

All enquiries regarding this publication should be sent to:

General Dental Council

37 Wimpole Street

London

W1G 8DQ

Phone: **020 7167 6000**

Email: **information@gdc-uk.org**

Web: **gdc-uk.org**

When you use this information under the Open Government Licence, you should include the following attribution: GDC Registration Statistical Report 2025, licensed under the Open Government Licence:

www.nationalarchives.gov.uk/doc/open-government-licence/version/3/

Contents

Foreword	4
Introduction	6
Registration statistics 2025	7
The total number of dentists and dental care professionals (DCPs) on the register	7
The composition of the register by professional title	8
Dental professionals on the register by route to registration	11
Dentists and DCPs removed from the register	15
The composition of specialist lists.....	18
Registration timeliness	19
Register profile – equality and diversity	24
Dental professionals with disabilities	25
The composition of the register by gender	25
Dental professional age groupings	28
Dental professional ethnic groupings	31
Dental professional religion	33
Dental professional marital status.....	35
Dental professional sexual orientation	37

Foreword



I know how important it is to get registration right, not just for the newly qualified dental professionals who want to join the register, but also for employers and more importantly for patients and the public. The General Dental Council (GDC) plays a vital role in the delivery of safe and effective oral healthcare in the UK, and we can only do this by effectively managing the register of dental professionals, ensuring only those who hold the necessary qualifications can practise.

Knowing more about those who are registering is important so we can support them throughout their dental career, and our Registration Statistical report provides invaluable information not just about the number of people on our register, but also about those people we register.

The number of dental professionals on our register continued to grow in 2025 increasing by 4.7% from last year to 131,680. The number of dentists grew by nearly 2,500, dental nurses by nearly 6,500 and dental therapists by almost 1,500. The only professional title that decreased last year was dental technicians.

2025 also saw a key change to those added to the dentist register, with overseas dentists now representing more than half (53%) of new dentist registrations.

Those who qualify overseas make an important and valuable contribution to the UK's dental workforce, and in March 2026, we announced changes to the Overseas Registration Examination (ORE) that could result in a five-fold increase in the number of internationally qualified dentists joining the register by this route. This alongside the anticipated increase in the License in Dental Surgery (LDS) exam places, means we can expect to see the numbers of internationally qualified dentists to grow significantly in the coming years, with an even higher proportion of new dentists qualifying outside the UK.

In 2025, registration timeliness met, and in a number of areas, exceeded performance targets across all six UK and specialist registration routes. This performance was particularly notable because a significant amount of time was dedicated to the design and build of the new online registration platform, MyGDC together with the then ongoing ORE procurement.

The launch of MyGDC in March 2026 represents a significant change in the way we manage registrations. The new system allows applicants to complete the registration process digitally for the first time and reduces the amount of time it takes dental professionals to register or renew their existing registration. This represents a major step in our work to modernise how we regulate and deliver services, something we will continue to focus on in the coming year.

Having a better understanding of our registers can provide invaluable insight and information and I would encourage dental leaders to use this information to help inform their future work force planning.

**Theresa Thorp,
Executive Director, Regulation**



Introduction

We maintain a register of dental professionals who meet our standards and can lawfully practise dentistry in the UK.

Everyone who joins the register must be suitably qualified, or pass an assessment, and meet health, character, and English language requirements to be considered fit to practise as a member of the dental team.

There are several routes to registration:

- A recognised UK qualification.
- A relevant European diploma.
- A recognised overseas qualification.
- An assessment of suitability to register, via a GDC panel assessment of skills and knowledge.
- Successful completion of the Overseas Registration Examination (ORE).
- Successful completion of the Licence in Dental Surgery examination (LDS).

We register the whole dental team, across the four nations of the UK. This includes dentists, dental nurses, dental hygienists, dental therapists, orthodontic therapists, dental technicians and clinical dental technicians.

Specialist lists

We maintain lists of dentists who are suitably qualified or experienced to be considered specialists in specific areas of dentistry.

Continuing Professional Development (CPD)

All dental professionals must keep their skills and knowledge up to date during their career. Undertaking CPD is a requirement of registration with the GDC. These requirements vary by dental profession, but all dental professionals must complete at least ten hours of CPD every two years.

Registration statistics 2025

Dental professional numbers

Number of dentists and dental care professionals (DCP) on the register

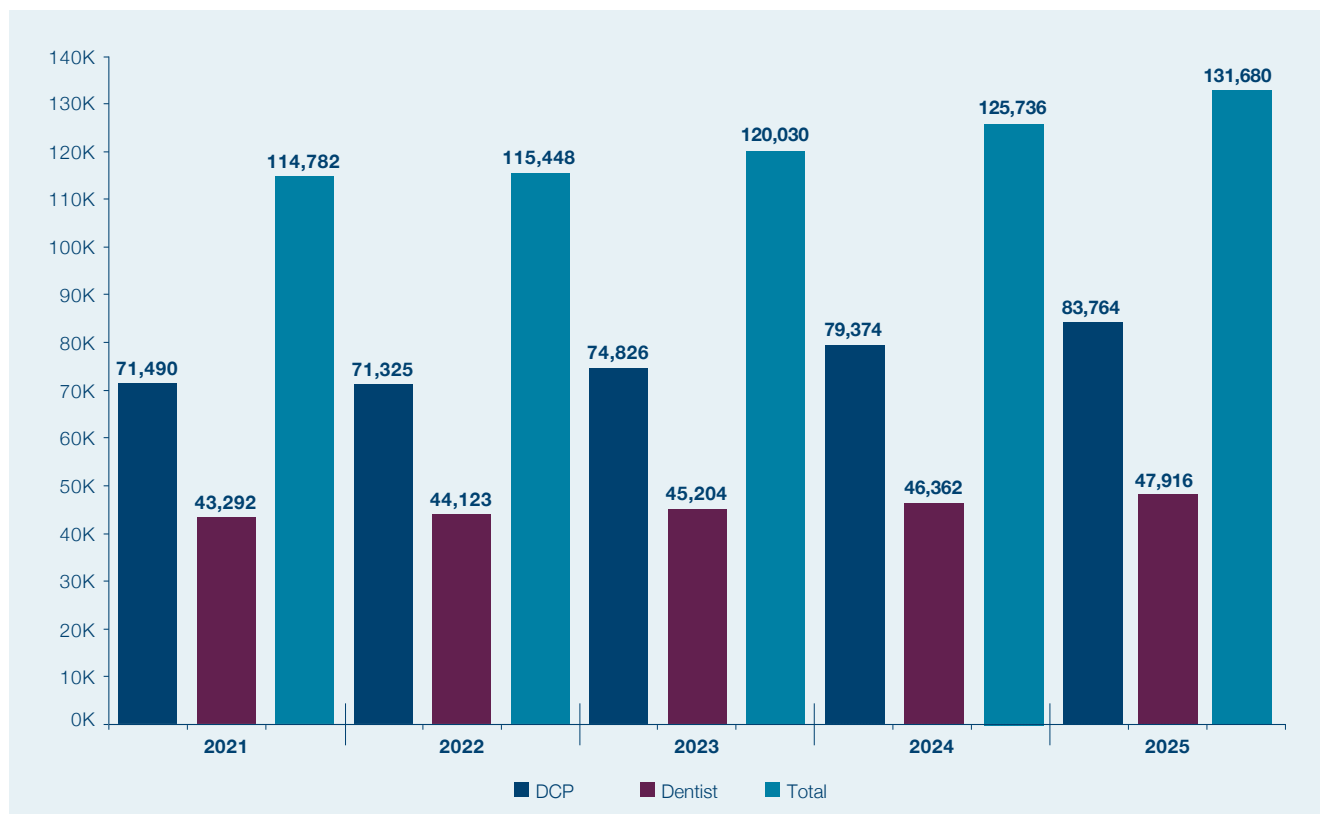
There were 131,680 dental professionals on our register at the end of 2025, a 4.7% increase compared to last year (2024: 125,736). DCPs with more than one title, for example, a dental hygienist who is also a dental therapist, are only counted once in this table.¹

Registration type	Number of dental professionals	Percentage
Dentist	47,916	36%
DCP	83,764	64%
Total	131,680	100%

The number of dentists on the register increased by 3.4%, and the number of DCPs increased by 5.5%, compared to 2024.

¹ 567 Dentists are also registered as DCPs therefore are included in both numbers in the table

Number of dentists and DCPs on the register 2021 – 2025



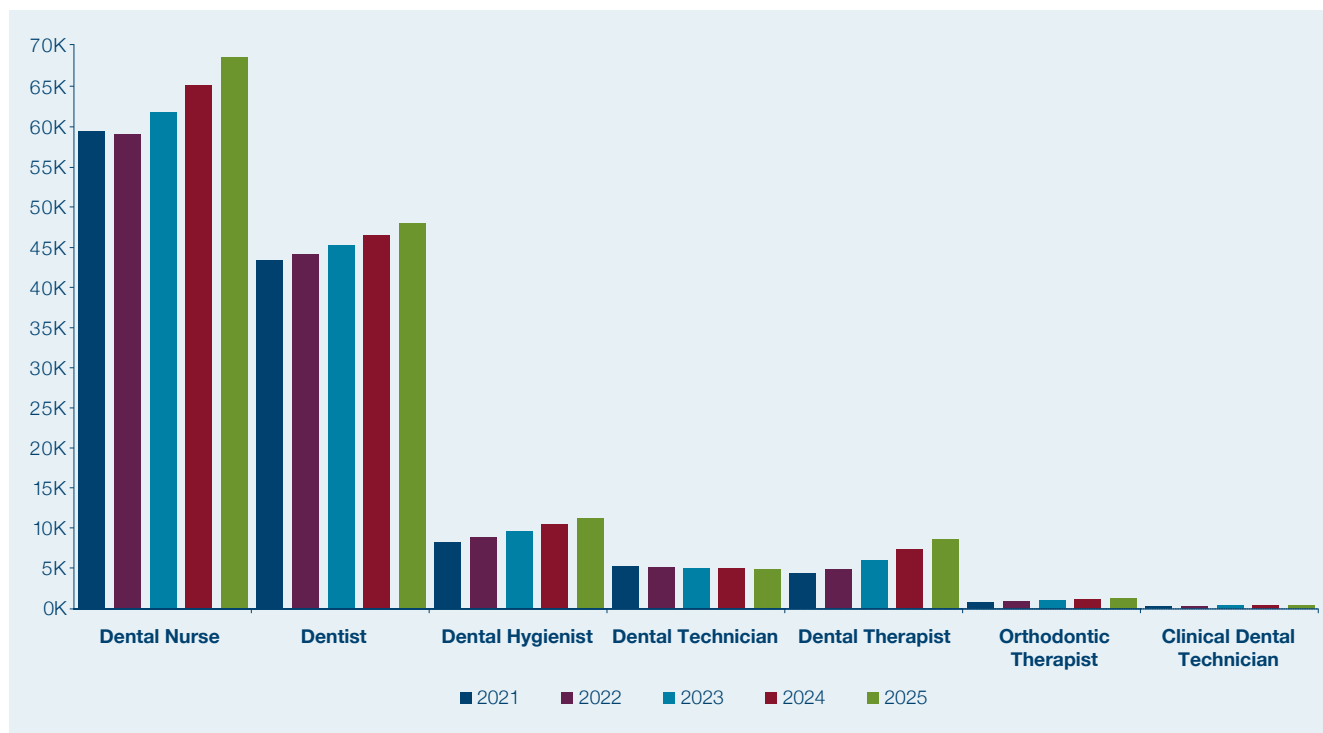
Composition of the register by professional title

Registration title	Number of dental professionals	% of total titles on the register	Number of new titles added in 2025	% of total
Clinical Dental Technician	459	0.32%	24	0.20%
Dental Hygienist	11,292	7.89%	1074	9.11%
Dental Nurse	68,472	47.86%	6,473	54.91%
Dental Technician	4,970	3.47%	143	1.21%
Dental Therapist	8,661	6.05%	1,480	12.56%
Dentist	47,916	33.49%	2,457	20.83%
Orthodontic Therapist	1,302	0.91%	138	1.17%
Total	143,072	100%	11,789	100%

This is the total number of registered titles. Some individuals hold more than one title, for example a dental hygienist may also be registered as a dental therapist. Therefore, the total number of titles is higher than the number of people on the register.

There were 143,072 registered titles at the end of 2025 (2024:135,692), an increase of 5.4%.

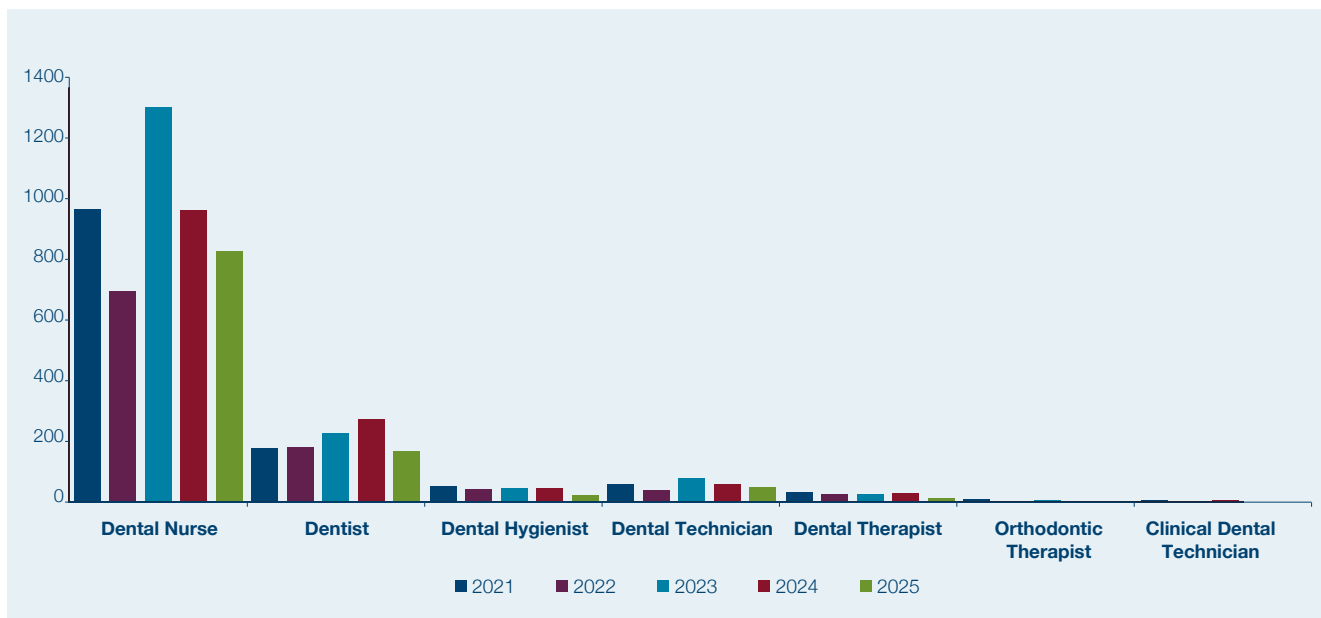
Number of dental professionals on the register 2021 – 2025 by professional title



	Dental Nurse	Dentist	Dental Hygienist	Dental Technician	Dental Therapist	Orthodontic Therapist	Clinical Dental Technician
2021	59,480	43,292	8,312	5,319	4,408	829	390
2022	59,022	44,125	8,833	5,153	5,014	914	401
2023	61,785	45,204	9,575	5,093	5,963	1,021	428
2024	65,127	46,362	10,494	5,026	7,364	1,157	439
2025	68,472	47,916	11,292	4,970	8,661	1,302	459

Restorations to the register 2021 – 2025²

Restoration is how someone who has previously been registered with the GDC re-joins the register. In 2025, 1,071 dental professionals restored to the register (2024:1,362).



	Dental Nurse	Dentist	Dental Hygienist	Dental Technician	Dental Therapist	Orthodontic Therapist	Clinical Dental Technician	Total
2021	955	175	51	60	31	7	5	1,284
2022	687	181	41	38	27	3	0	977
2023	1,285	225	45	78	25	4	1	1,663
2024	952	270	46	59	29	1	5	1,362
2025	817	168	24	48	12	2	0	1,071

² There was logic adjustment in 2024 to more accurately report DCP title restorations. This resulted in changes the 2020 to 2023 figures, compared to published 2023 Registration Statistical Report. Dentist numbers were unchanged.

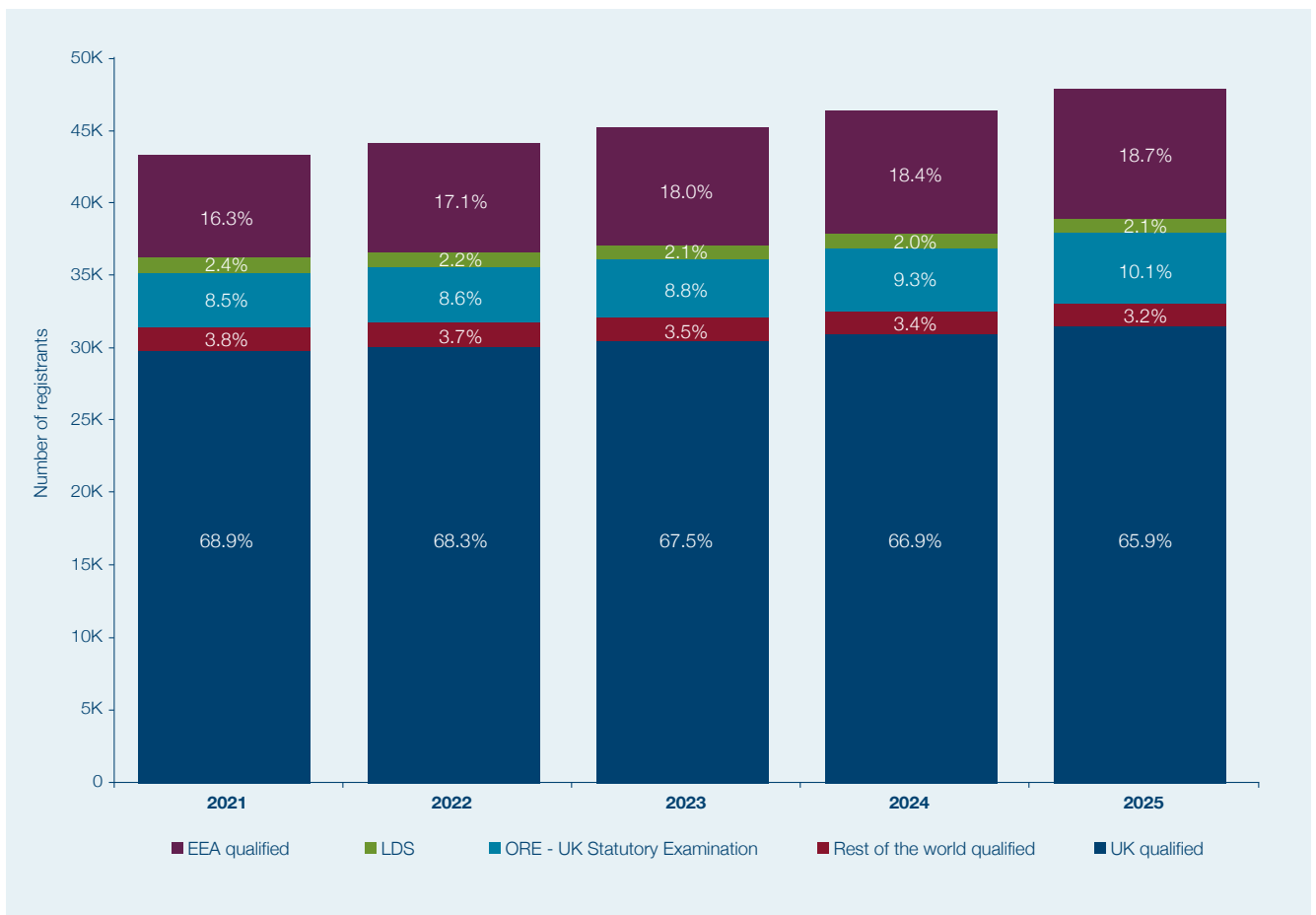
Dental professionals by route to registration

Dentists, by route to registration 2025

Region of qualification	Number of registrants	% of total
European Economic Area (EEA) qualified	8,974	18.7%
Licence in Dental Surgery examination	1,017	2.1%
Overseas Registration Examination	4,819	10.1%
Rest of world qualified	1,543	3.2%
UK qualified	31,563	65.9%
Total	47,916	100%

ORE, LDS and rest of the world qualified represent overseas qualified dentists who are registered to practise in the UK. They both hold a primary dental qualification equivalent from a non-EEA country. The ORE and LDS are both statutory examinations and the rest of the world qualified have demonstrated suitability via the registration assessment route.

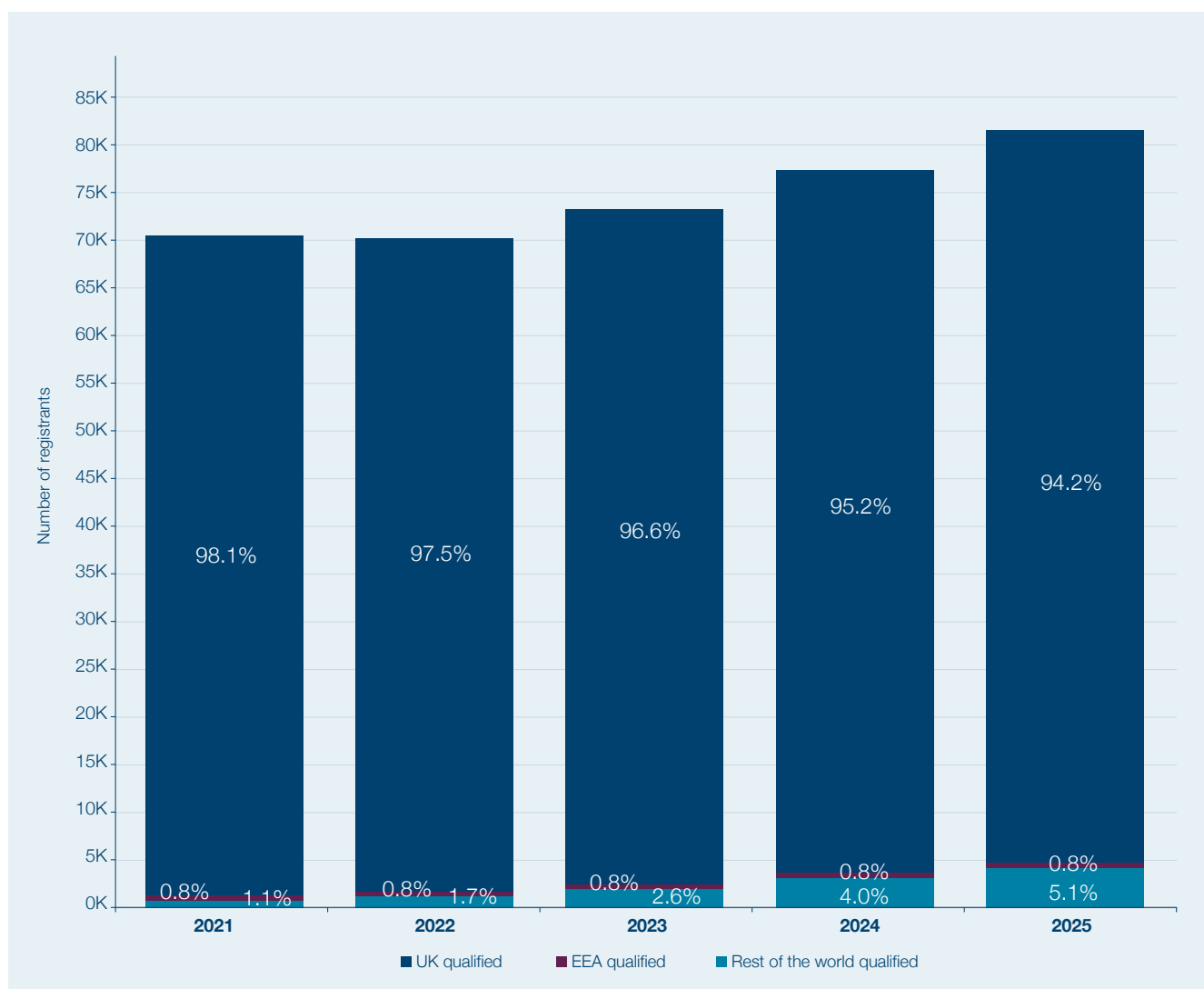
Dentists by route to registration 2021 – 2025



DCP titles by route to registration

DCP title	UK qualified	% of total	EEA qualified	% of total	Rest of world qualified	% of total	Total
Clinical Dental Technician	455	99.1%	0	0.0%	4	0.9%	459
Dental Hygienist	8,087	71.6%	510	4.5%	2,695	23.9%	11,292
Dental Nurse	68,244	99.7%	133	0.2%	95	0.1%	68,472
Dental Technician	4,713	94.8%	214	4.3%	43	0.9%	4,970
Dental Therapist	5,013	57.9%	11	0.1%	3,637	42.0%	8,661
Orthodontic Therapist	1,123	86.3%	3	0.2%	176	13.5%	1,302
Total	87,635	-	871	-	6,650	-	95,156

DCPs by route to registration 2021 – 2025



Dentists and DCPs added to the register in 2025, by route to registration

In 2025, the Registration function concluded 12,654 applications across all routes, a slight decrease on a previous maximum of 12,978 applications completed in 2024.

Registration timeliness met target performance across all six UK and Specialist registration routes throughout 2025.

Overseas DCP routes also showed significant improvements in 2025, including clearing the backlog of overseas qualified dentists who had applied for DCP titles, before that route closed in March 2023. In clearing the last of the 5,700 applications received there some short-term timeliness impacts where some successful appeals required an original application to be reopened and completed.

At the end of 2025 applications had returned to sustainable, targeted levels across all routes.

New additions to the dentist register in 2025, by route to registration

Dentist route to registration	Number of new titles added	% of total
EEA qualified	679	27.6%
Licence in Dental Surgery examination	108	4.4%
Overseas Registration Examination	501	20.4%
Rest of world qualified	17	0.7%
UK qualified	1,152	46.9%
Total	2,457	100%

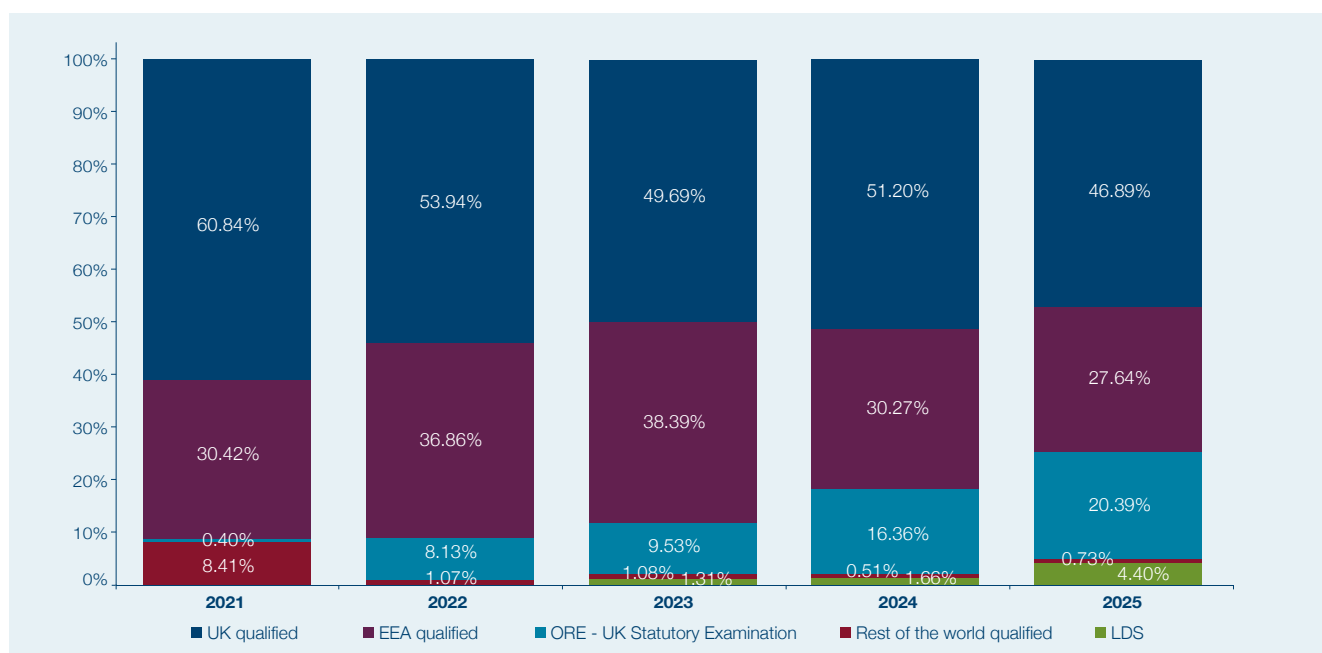
2025 saw a clear tipping point in new additions to the dentist register. Non-UK qualified dentists accounted for more than half of new dentist registrations.

UK-qualified dentists accounted for 1,152 (46.9%) of new titles added, while overseas and international routes accounted for 1,305 (53.1%) of registrations. If ORE activity continues to increase, it is likely this pattern will continue, and overseas routes will continue to make up the majority of new dentist additions for the foreseeable future.

New additions to the DCP register in 2025, by route to registration

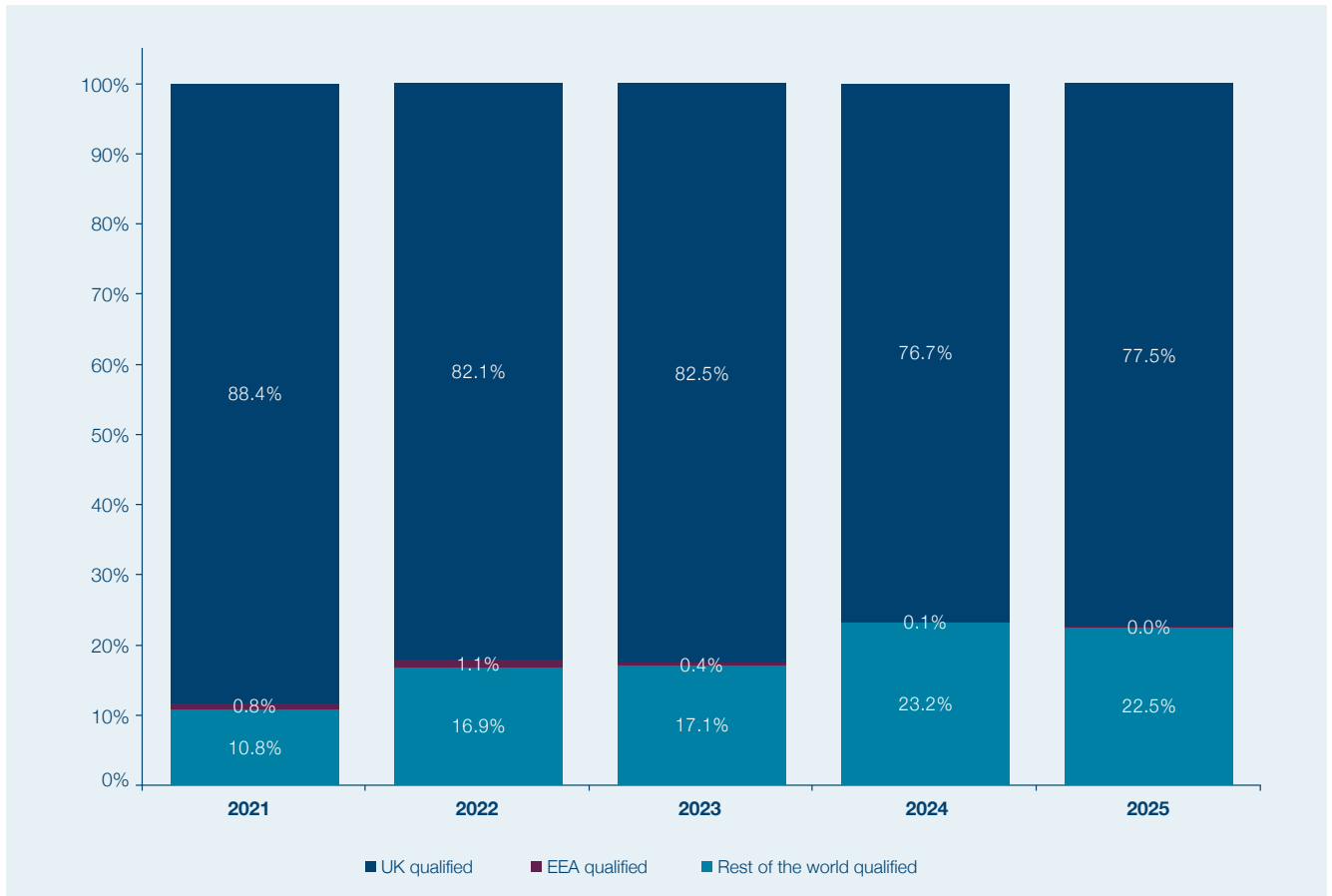
DCP title	UK qualified	% of total	EEA qualified	% of total	Rest of world qualified	% of total	Total
Clinical Dental Technician	22	91.6%	1	4.2%	1	4.2%	24
Dental Hygienist	482	44.9%	1	0.1%	591	55.0%	1,074
Dental Nurse	6,427	99.3%	1	0.0%	45	0.7%	6,473
Dental Technician	125	87.4%	0	0.0%	18	12.6%	143
Dental Therapist	435	29.4%	1	0.1%	1,044	70.5%	1,480
Orthodontic Therapist	70	50.7%	0	0.0%	68	49.3%	138
Total	7,561	81.0%	4	0%	1,767	18.9%	9,332

New additions to the dentist register by route to registration 2021 – 2025

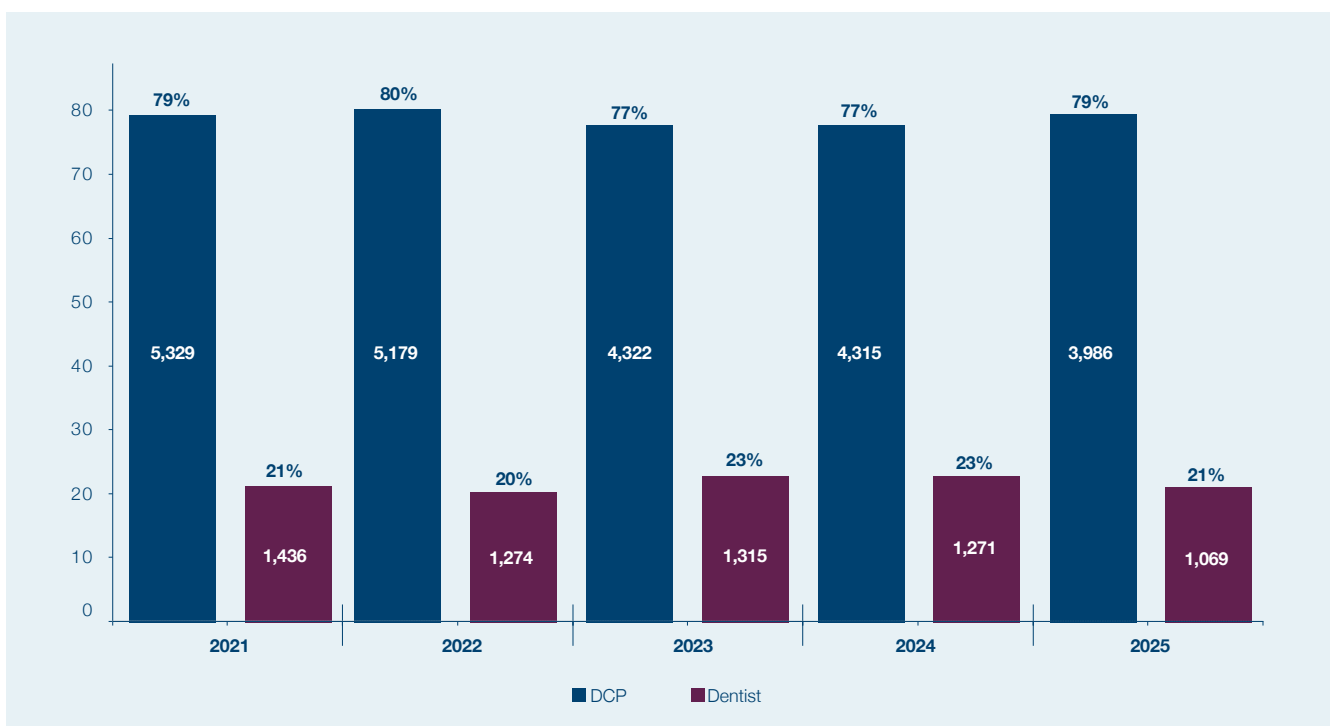


The ORE Part 2 was not held between February 2020 and December 2021 (due to pandemic).

New additions to DCP register by route to registration 2021 – 2025



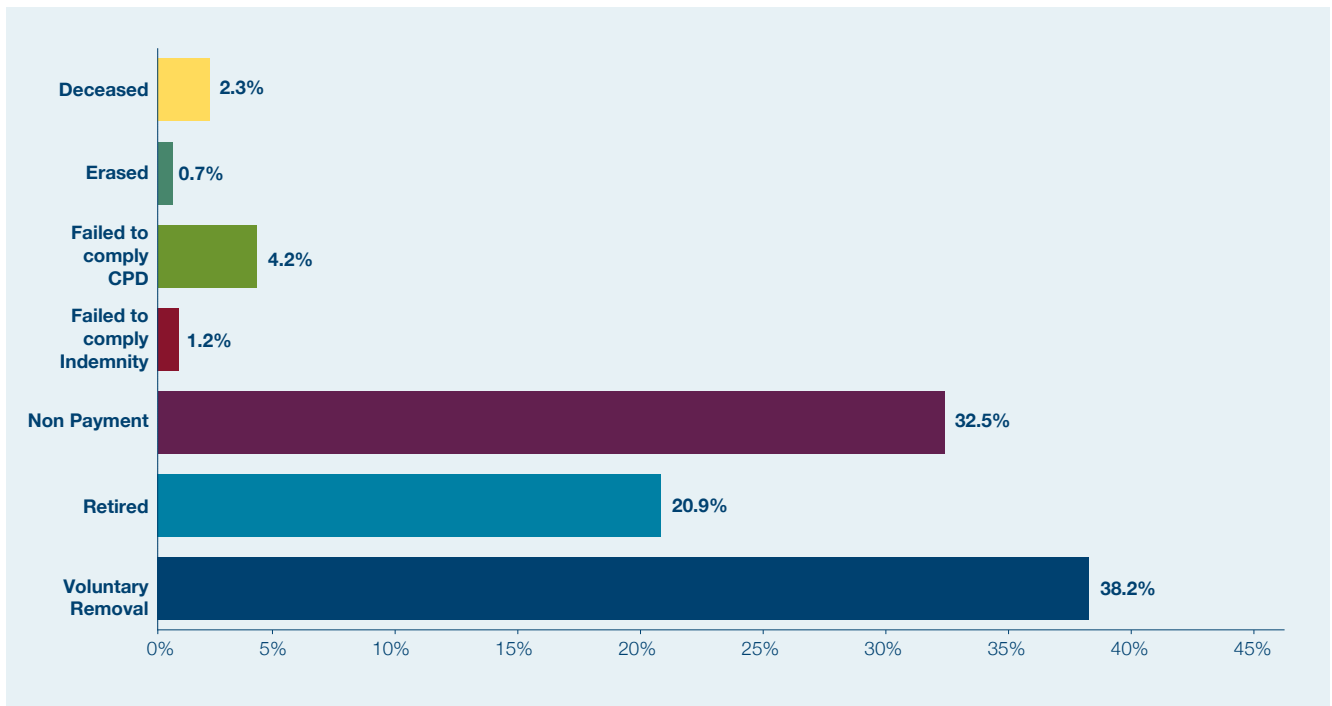
Removals from the register 2021 – 2025



Dentist removals in 2025

Removal reason	Number of registrants	% of Total
Deceased	25	2.3%
Erased	8	0.7%
Failed to comply CPD	45	4.2%
Failed to comply indemnity	13	1.2%
Non-payment	347	32.5%
Retired	223	20.9%
Voluntary removal	408	38.2%
Total	1,069	100%

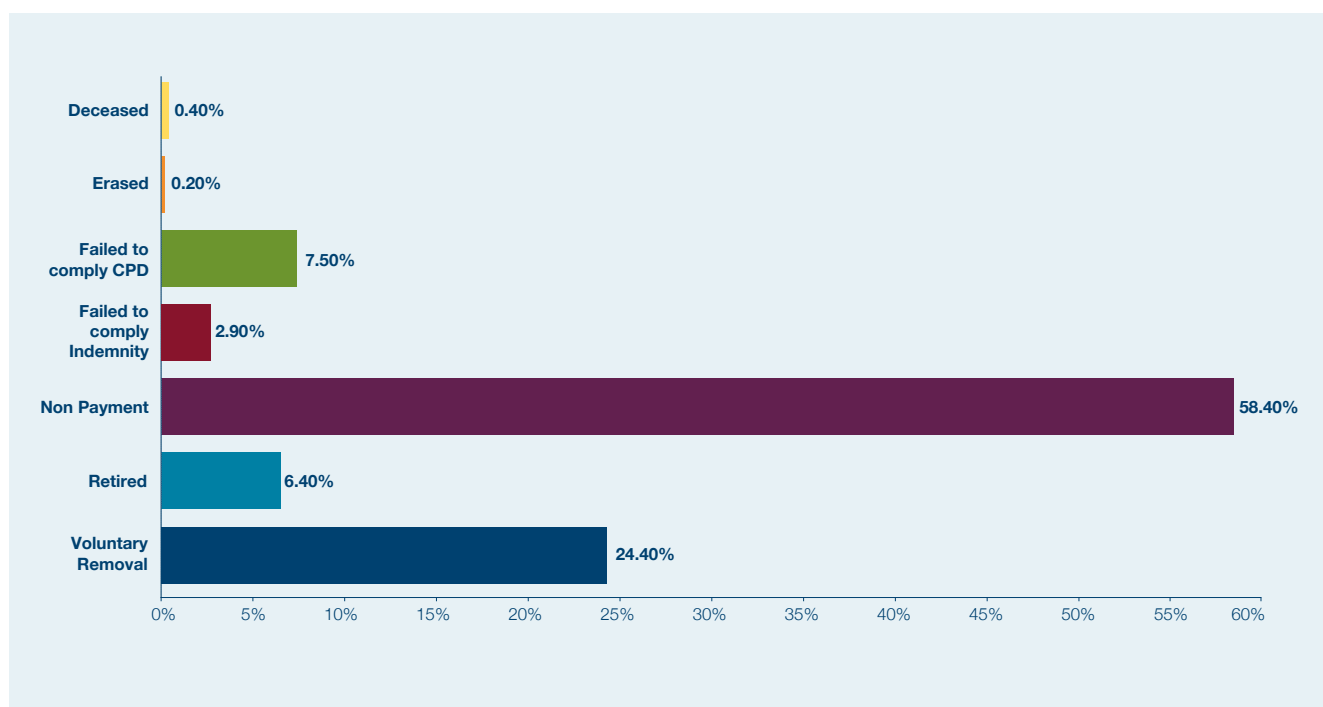
The 1,069 dentist removals was a 16% decrease compared to 2024 (2024:1,271).
77 of these subsequently restored to the register.



DCP removals in 2025

Removal reason	Number of registrants	% of total
Deceased	15	0.40%
Erased	8	0.20%
Failed to comply CPD	298	7.50%
Failed to comply indemnity	114	2.90%
Non-payment	2326	58.40%
Retired	254	6.40%
Voluntary removal	971	24.40%
Total	3,986	100%

The 3,986 DCP removals was a 8% decrease compared to 2024.³ (2024: 4,315). 237 of these subsequently restored to the register.



Dentist specialist lists 2021 – 2025

	2021	2022	2023	2024	2025
Dental and Maxillofacial Radiology	30	31	32	33	36
Dental Public Health	95	89	85	83	85
Endodontics	322	321	324	334	341
Oral and Maxillofacial Pathology	35	35	39	40	42
Oral Medicine	70	66	71	77	83
Oral Microbiology	6	6	5	5	5
Oral Surgery	758	750	753	771	782
Orthodontics	1,399	1,400	1,401	1,406	1,407
Paediatric Dentistry	250	251	262	274	282
Periodontics	388	395	400	414	419
Prosthodontics	451	453	452	448	457
Restorative Dentistry	303	300	306	309	316
Special Care Dentistry	297	278	274	263	266
Total	4,404	4,375	4,404	4,457	4,521

³ The Deceased category is completed only when we are informed by family member or next of kin.

Registration timeliness 2025

Registration timeliness met, and in a number of areas, exceeded performance targets across all six UK and specialist registration routes throughout 2025. This performance was particularly notable because through 2025 a significant amount of time was dedicated to the design and build of the new online registration platform, MyGDC, together with the then ongoing ORE procurement.

UK dentist and DCP applications, and restorations met their target of 14 days for all months in 2025. European Economic Area (EEA) dentist and specialist lists applications also met their target of 60 days and 80 days respectively throughout 2025. Overseas application did not meet their target until the second half of the year as the backlog from previous years took slightly longer to clear than initially anticipated.

Overseas DCP routes showed significant improvements in 2025, including clearing the backlog of overseas qualified dentists who had applied for DCP titles before that route closed in March 2023. Clearing the last of the 5,700 applications resulted in some short-term timeliness impacts, where some successful appeals required the original application to be reopened and completed.

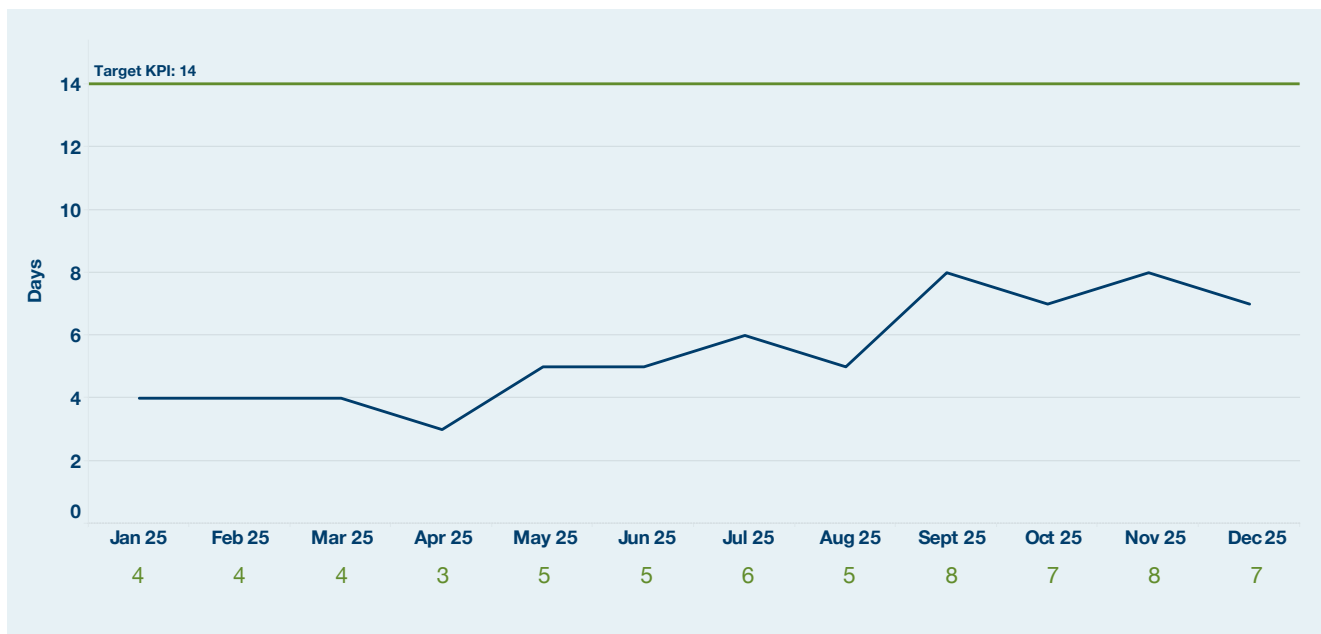
By the end of 2025, applications returned to sustainable, targeted levels across all routes, meaning we met all four PSA Standards for Registration in its 2024-2025 annual performance review.

In 2025, the Registration function concluded 12,654 applications across all routes, just lower than the previous high of 12,978 applications completed in 2024.



Registration timeliness by application route 2025

UK dentist



UK DCP



Registration timeliness by application route 2025

Restorations

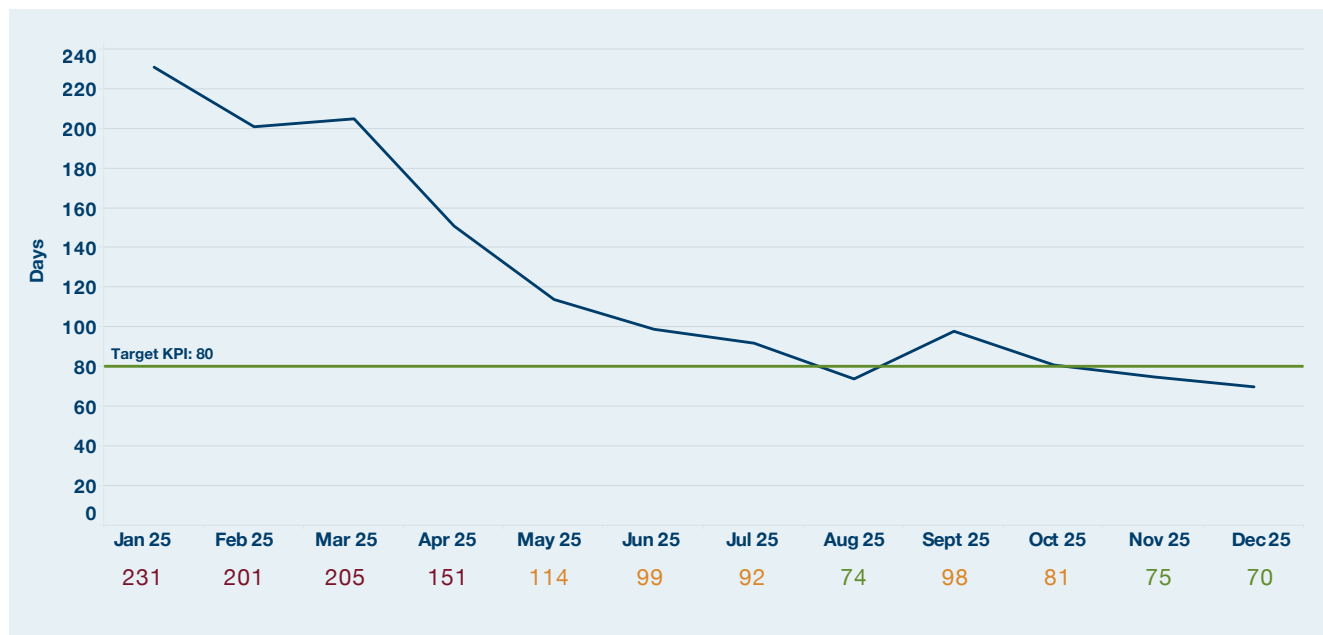


EEA dentist

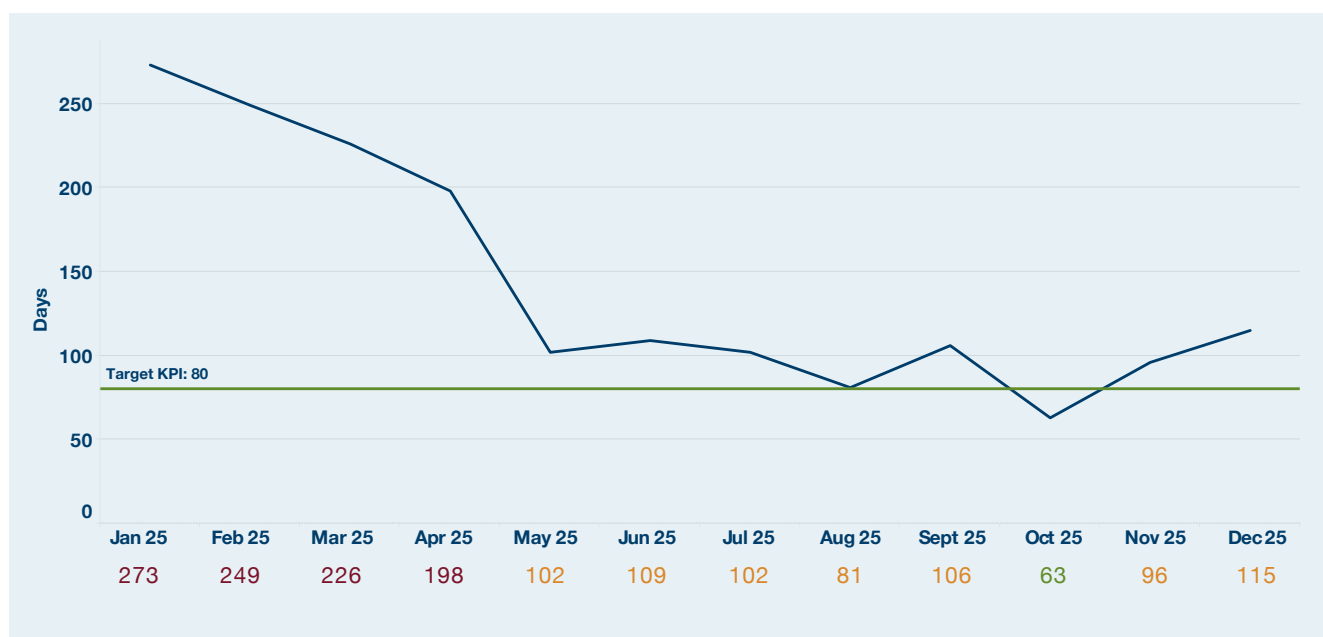


Registration timeliness by application route 2025

Overseas DCP assessment

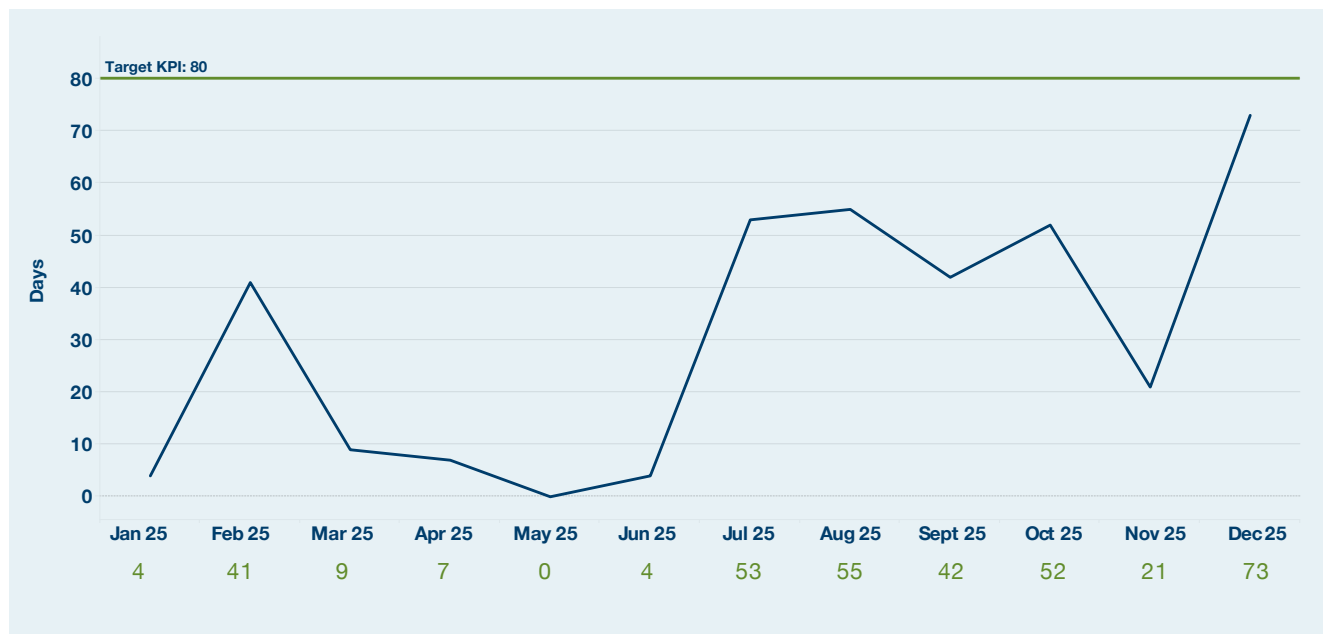


DCP additional titles

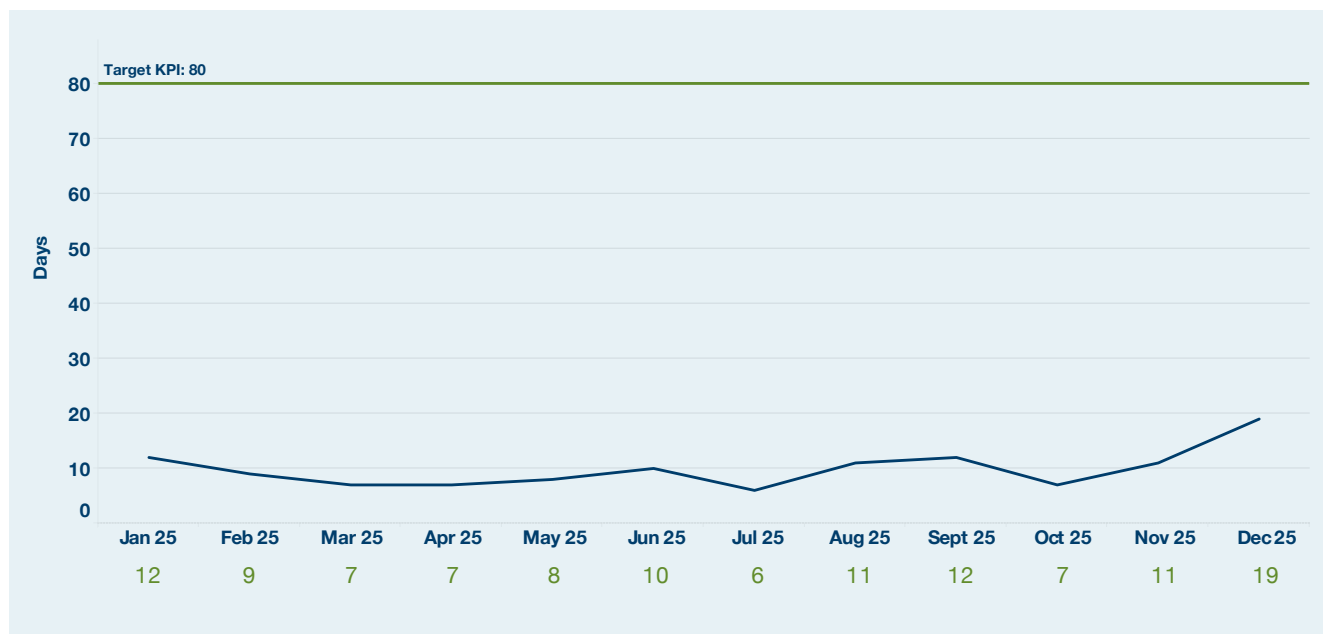


Registration timeliness by application route 2025

Specialist List Assessed Applications (SLAA)



Specialist list via Certificate of Completion of Specialist Training (CCST)



Register profile – equality and diversity

The following charts show our register profile analysed with reference to the Equality Act 2010 protected characteristics⁴.

There are nine protected characteristic fields (age, disability, gender reassignment, marriage and civil partnership, pregnancy and maternity, race, religion or belief, sex and sexual orientation).

The demographic data we hold about dental professionals is provided voluntarily. Around 96% of dental professionals have provided this data.⁵

We continue to develop our understanding of what this data is telling us, and more importantly how we can use this data to analyse these characteristics within the context of our registers. This includes identifying new training for our staff and making changes to our physical environment.

We use demographic data to identify trends to commission research to establish the causes, to understand the changing profile of the register and if some groups are more likely to join or leave the register. It is important that we collect this data as part of our role as a regulator to show we understand the diverse nature of the dental workforce. This will help us to engage more effectively with dental professionals when they interact with us.

In addition, we collect protected characteristic data from GDC panellists and associates, to help us ensure both groups have a diverse population.

Our work to improve our understanding about EDI is now included as part of our GDC strategy [Trusted and effective: A strategy for dental regulation 2026-2028](#).

Our ambitions remain unchanged and build on the ambitions of our previous EDI strategy. We will continue working with the wider profession to embed EDI across all our work, and around how dental professionals work with patients and each other. This includes encouraging others to put EDI at the forefront of their working practices.

⁴ Age; disability; gender reassignment; marriage and civil partnership; pregnancy and maternity; race; religion or belief; sex; and sexual orientation.

⁵ We currently do not collect data on pregnancy / maternity. Bases sizes for disability status and Gender Identity categories did not provide enough variation to report on. Overall counts can be found in the registration report.

Dental professionals with disabilities

Less than 1% of dental professionals identified as having a disability in 2025. These numbers are exceptionally small, which may be due to a lack of understanding of the term 'disability.' Under the Equality Act 2010, a disability is described as a physical or mental impairment that has substantial and long-term negative effect on the ability to carry out normal activities. This could include long-term health conditions, depression, and anxiety, and neurodivergent conditions.

Composition of the register by sex

Registration type	Number		Percentage		Number Total	Percentage Total
	Male	Female	Male	Female		
DCP*	6,339	77,424	7.6%	92.4%	83,763	100%
Dentist*	22,196	25,714	46.3%	53.7%	47,910	100%
Total	28,535	103,138	21.7%	78.3%	131,673	100%

*Note: Six dentists and one DCP did not provide the details of their sex.

Sex of dental professionals added in 2025⁶

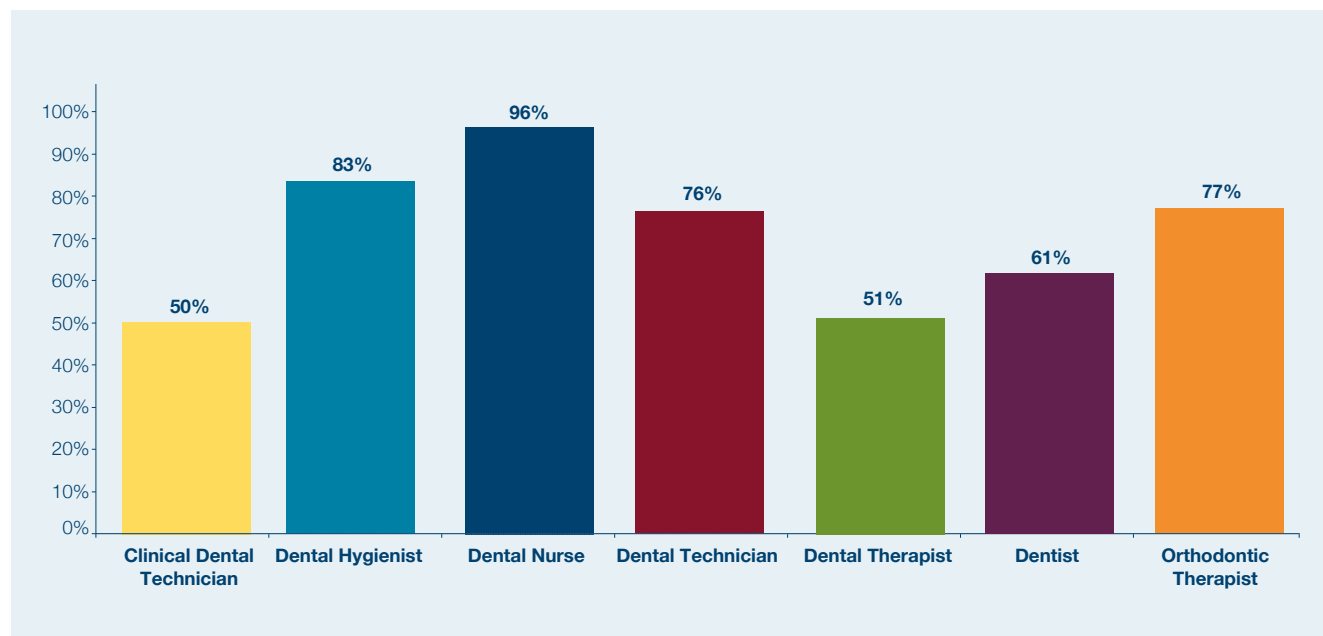
	Number of new titles added		Percentage of total	
	Female	Male	Female	Male
Clinical Dental Technician	12	12	50%	50%
Dental Hygienist	892	182	83%	17%
Dental Nurse	6,216	257	96%	4%
Dental Technician	73	70	51%	49%
Dental Therapist	1,125	355	76%	24%
Dentist	1,509	947	61%	39%
Orthodontic Therapist	106	32	77%	23%
Total	9,933	1,855	84%	16%

⁶ Restorations are not included.

Females added to the register 2020 – 2025⁷

	2021	2022	2023	2024	2025
Clinical Dental Technician	4	3	9	7	12
Dental Hygienist	635	692	798	953	892
Dental Nurse	4,573	3,695	5,830	6,441	6,216
Dental Technician	83	81	82	93	73
Dental Therapist	459	582	860	1,143	1,125
Dentist	876	1,155	1,281	1,319	1,509
Orthodontic Therapist	43	56	71	94	106
Total	6,673	6,264	8,931	10,050	9,933

Proportion of females who joined the register in 2025⁷

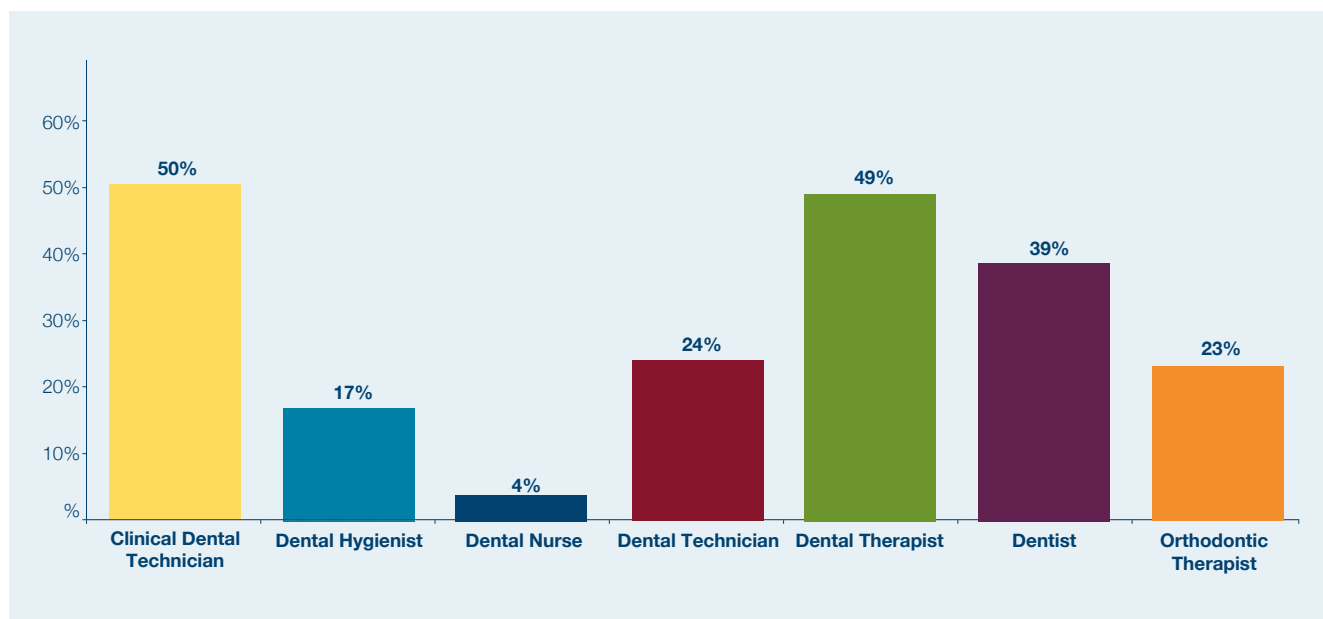


⁷This graph looks at the percentage of the total added for each dentist and DCP title in 2025 who identified as female

Males added to the register 2021 – 2025

	2021	2022	2023	2024	2025
Clinical Dental Technician	7	3	6	6	12
Dental Hygienist	106	107	171	232	182
Dental Nurse	118	96	185	229	257
Dental Technician	46	50	75	77	70
Dental Therapist	86	141	224	424	355
Dentist	623	812	849	845	947
Orthodontic Therapist	6	5	15	29	32
Total	992	1,214	1,525	1,842	1,855

Proportion of males who joined the register in 2025⁸



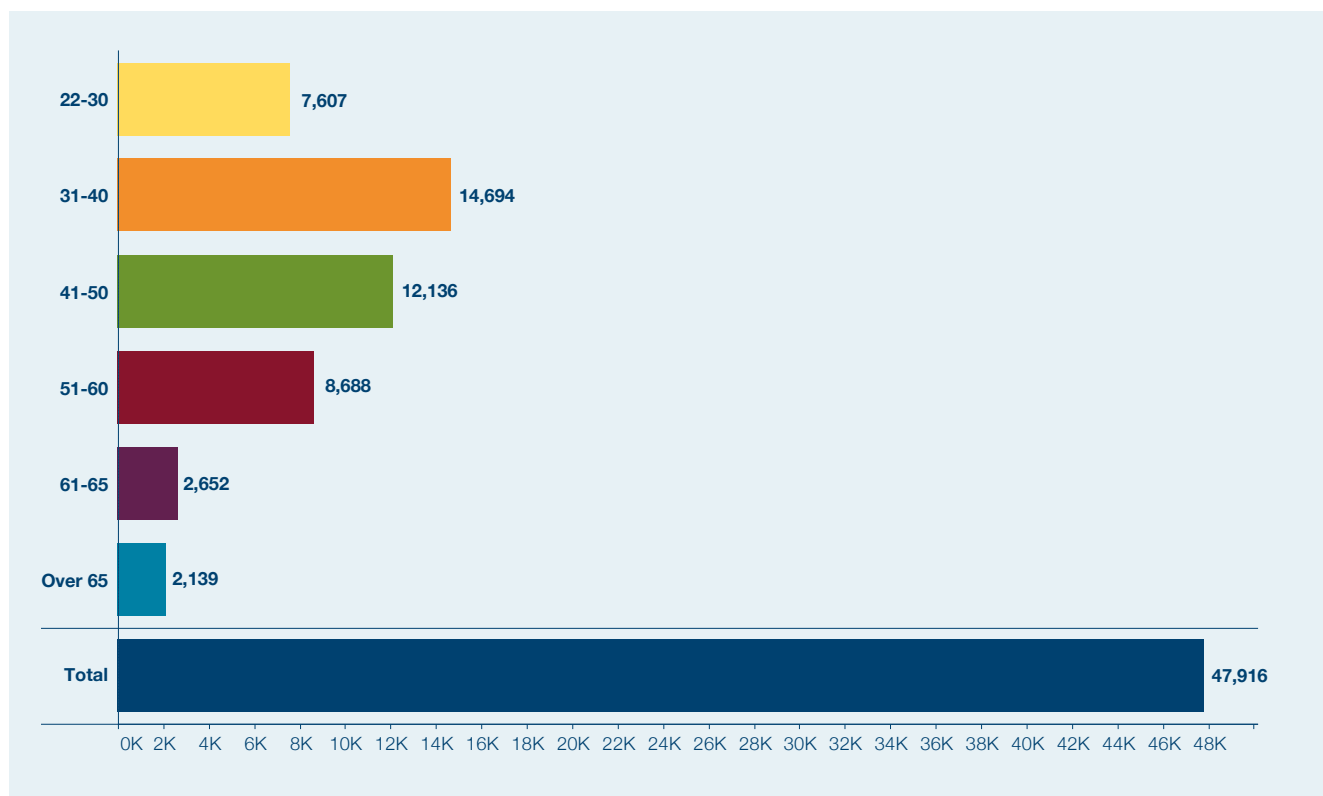
⁸This graph looks at the percentage of the total added for each dentist and DCP title in 2025 who identified as male

Age

Dentist age groupings 2021 – 2025

Age group	2021	2022	2023	2024	2025
22-30	18.6%	18.7%	15.9%	15.9%	15.9%
31-40	30.0%	30.1%	30.6%	30.6%	30.7%
41-50	25.4%	25.3%	25.8%	25.7%	25.3%
51-60	18.1%	17.9%	18.2%	18.2%	18.1%
61-65	4.8%	4.8%	5.4%	5.3%	5.5%
Over 65	3.1%	3.2%	4.1%	4.3%	4.5%
Total	100%	100%	100%	100%	100%

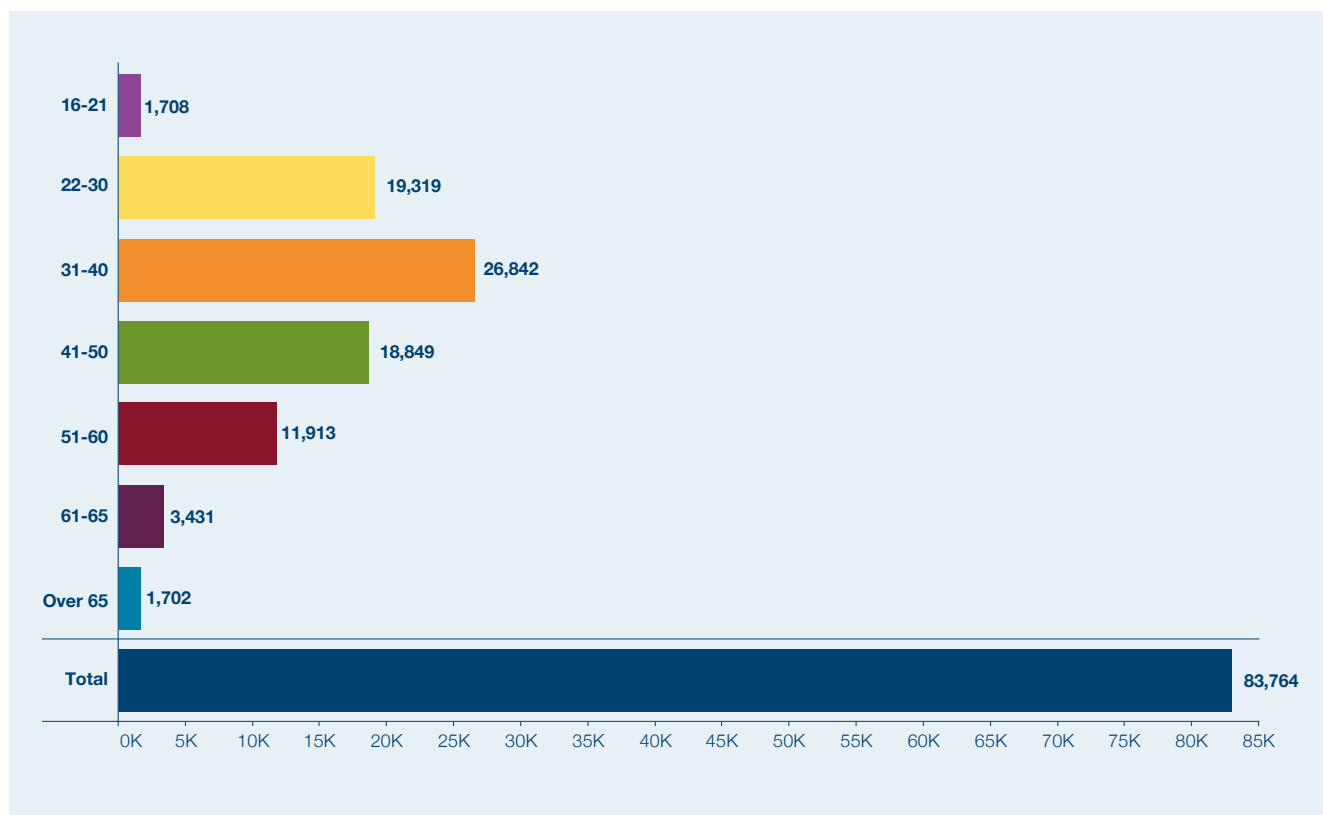
Dentist age groupings 2025



DCP age groupings 2021 – 2025

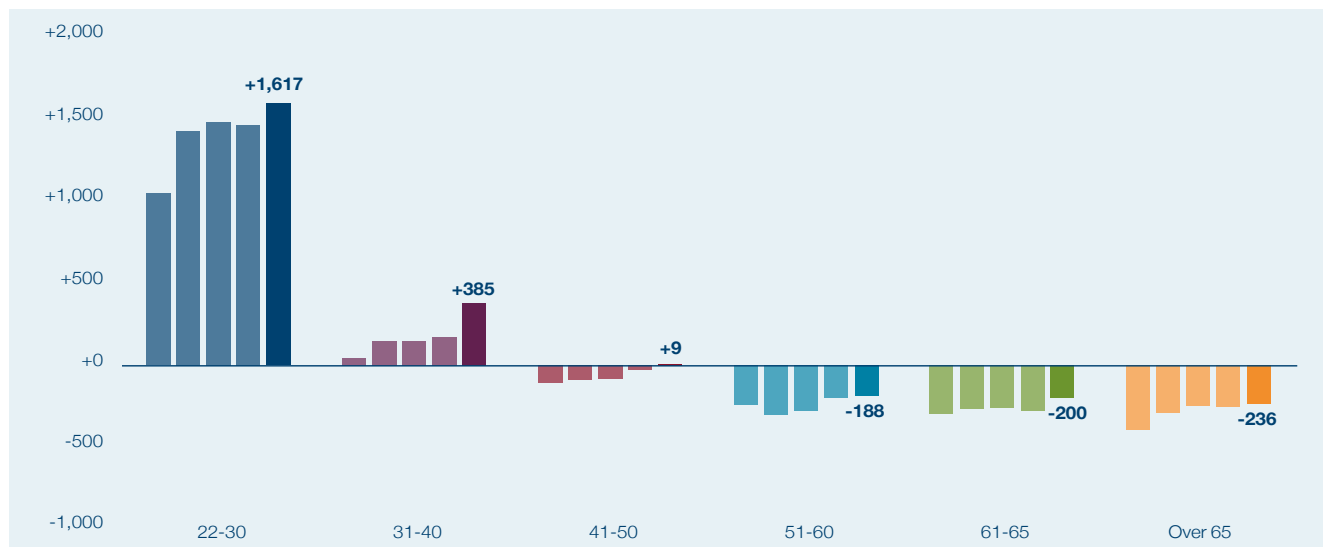
Age group	2021	2022	2023	2024	2025
22-30	2.4%	2.1%	1.1%	1.7%	2.0%
31-40	24.7%	23.8%	22.1%	22.7%	23.1%
41-50	32.4%	32.8%	33.2%	32.4%	32.0%
51-60	21.5%	21.8%	22.5%	22.5%	22.5%
61-65	3.5%	3.6%	4.2%	4.1%	4.1%
Over 65	1.0%	1.1%	1.8%	1.9%	2.0%
Total	100%	100%	100%	100%	100%

Dental care professional age groupings



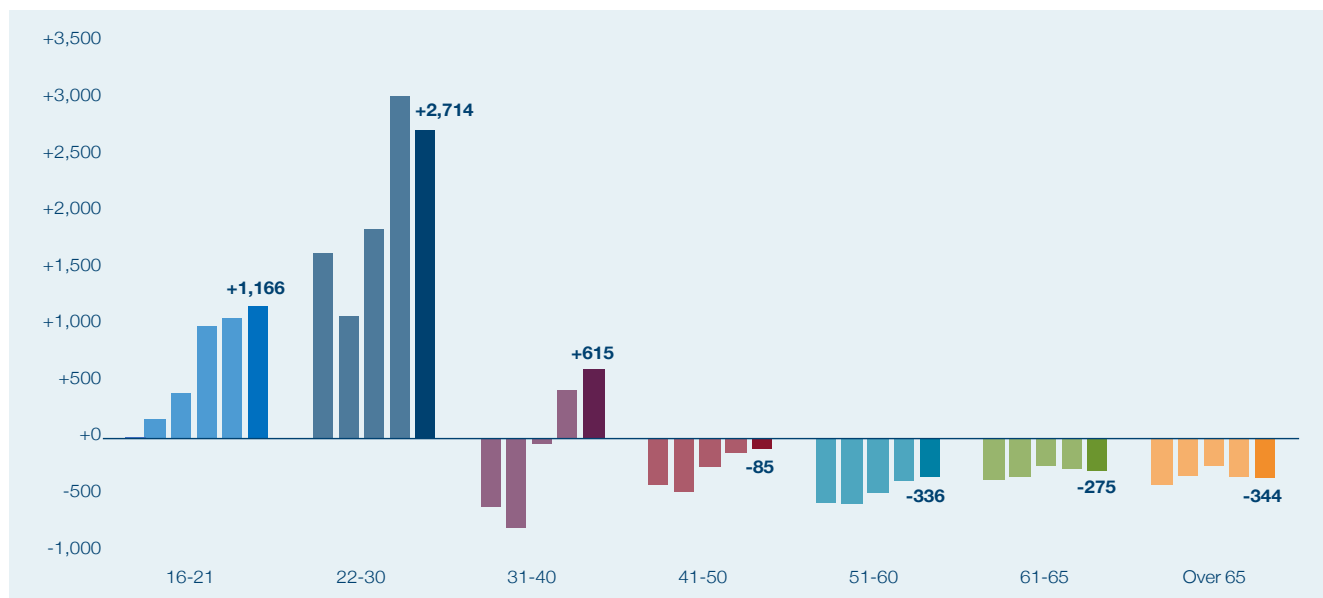
Age group growth and decline

Net growth or decline in dentist age group 2021 – 2025



22-30 is the largest age group in positive net growth over the last five years. In 2022, there was a 36% increase in the net positive growth compared to 2021 (i.e. more people joining the register at this age, than leaving the register). In 2025, this increased volume of net positive growth was still consistent in the 22-30 age group, with 1,617 more people joining the register than leaving.

Net growth or decline in DCP age group 2021 – 2025



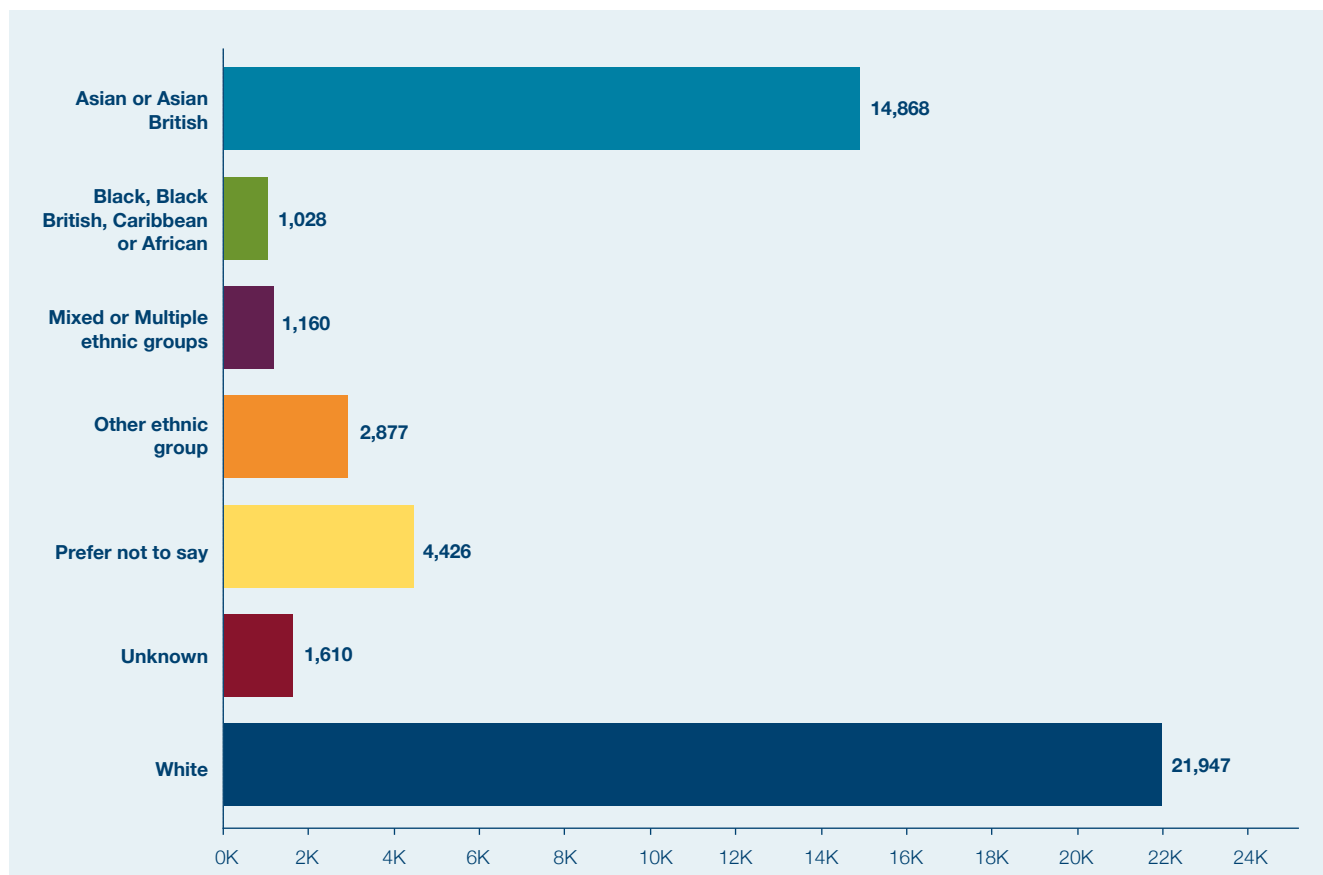
The 16-21 and 22-30 age groups have both seen growth in numbers since 2020, however the patterns are quite different. The number of 16–21-year-olds, grew by over a thousand (1,166) in 2025. However, the next age-group (22–30-year-olds) grew by over double this number in 2025 (2,714). The number of 31–40-year-olds grew for the second time in 2025, by 615. Although the reasons for this are unclear, it may be because of the increased number of overseas qualified dental professionals who joined the register in 2023, 2024 and 2025. The other age groups all show a net decline, which is a consistent trend of more registrants leaving the register than joining.

Ethnicity

Dentist ethnic groupings 2021 – 2025

Ethnic group	2021	2022	2023	2024	2025
Asian or Asian British	26.3%	27.6%	28.8%	29.9%	31.0%
Black, Black British, Caribbean or African	1.7%	1.8%	1.9%	2.0%	2.1%
Mixed or Multiple ethnic groups	2.2%	2.2%	2.3%	2.4%	2.4%
Other ethnic group	4.1%	4.8%	5.1%	5.5%	6.0%
Prefer not to say	9.4%	9.8%	9.6%	9.4%	9.2%
Unknown	5.5%	4.1%	3.7%	3.6%	3.4%
White	50.8%	49.8%	48.6%	47.2%	45.8%
Total	100%	100%	100%	100%	100%

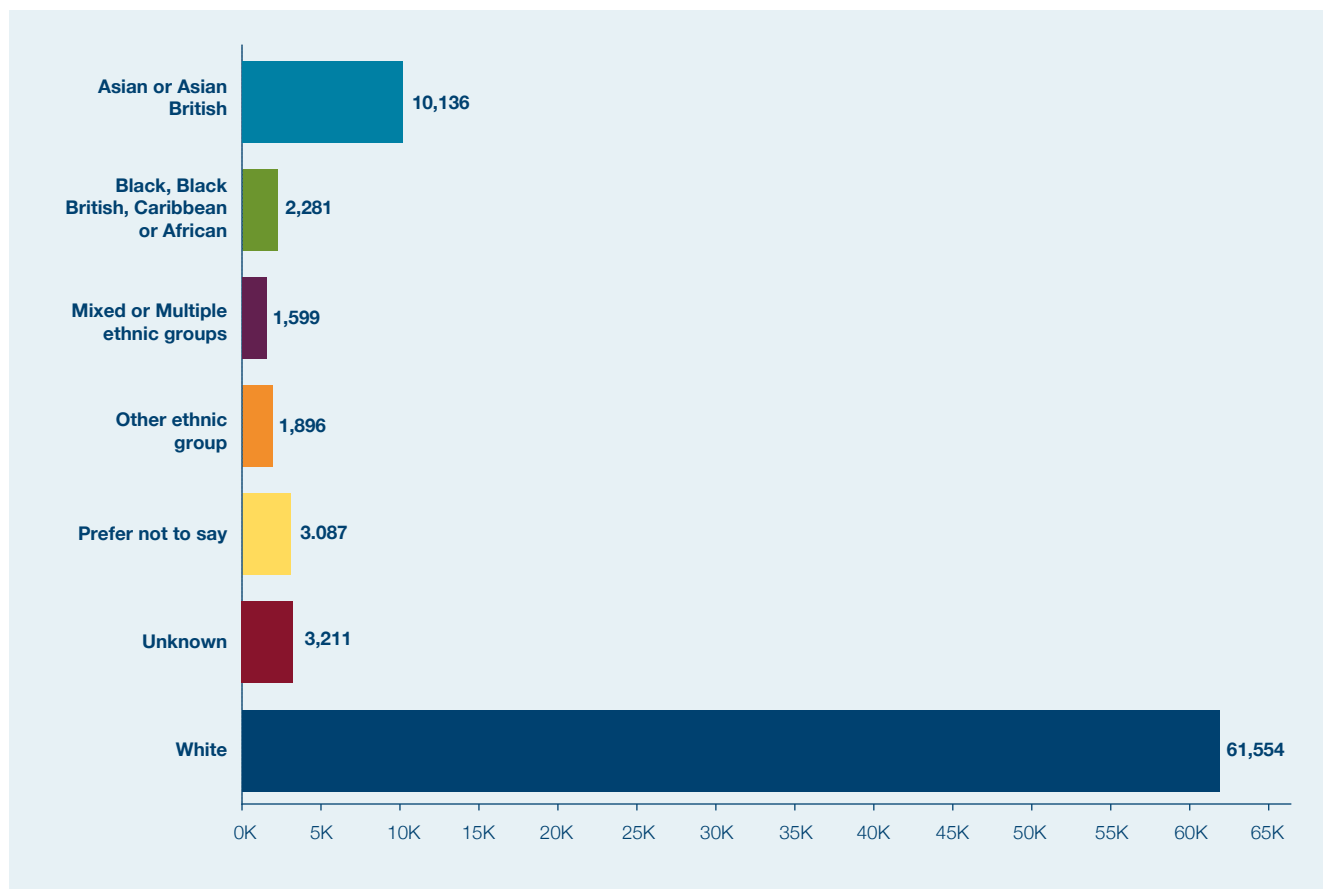
Dentist - ethnic groupings as at 31 December 2025



DCP ethnic groupings 2021 – 2025

Ethnic group	2021	2022	2023	2024	2025
Asian or Asian British	7.3%	8.3%	9.4%	10.8%	12.1%
Black, Black British, Caribbean or African	2.1%	2.2%	2.4%	2.6%	2.7%
Mixed or Multiple ethnic groups	1.5%	1.6%	1.7%	1.8%	1.9%
Other ethnic group	1.3%	1.6%	1.9%	2.1%	2.3%
Prefer not to say	3.7%	3.8%	3.9%	3.7%	3.7%
Unknown	7.2%	4.4%	3.3%	3.6%	3.8%
White	77.0%	78.1%	77.4%	75.3%	73.5%
Total	100.0%	100.0%	100.0%	100.0%	100.0%

DCP - ethnic groupings as at 31 December 2025

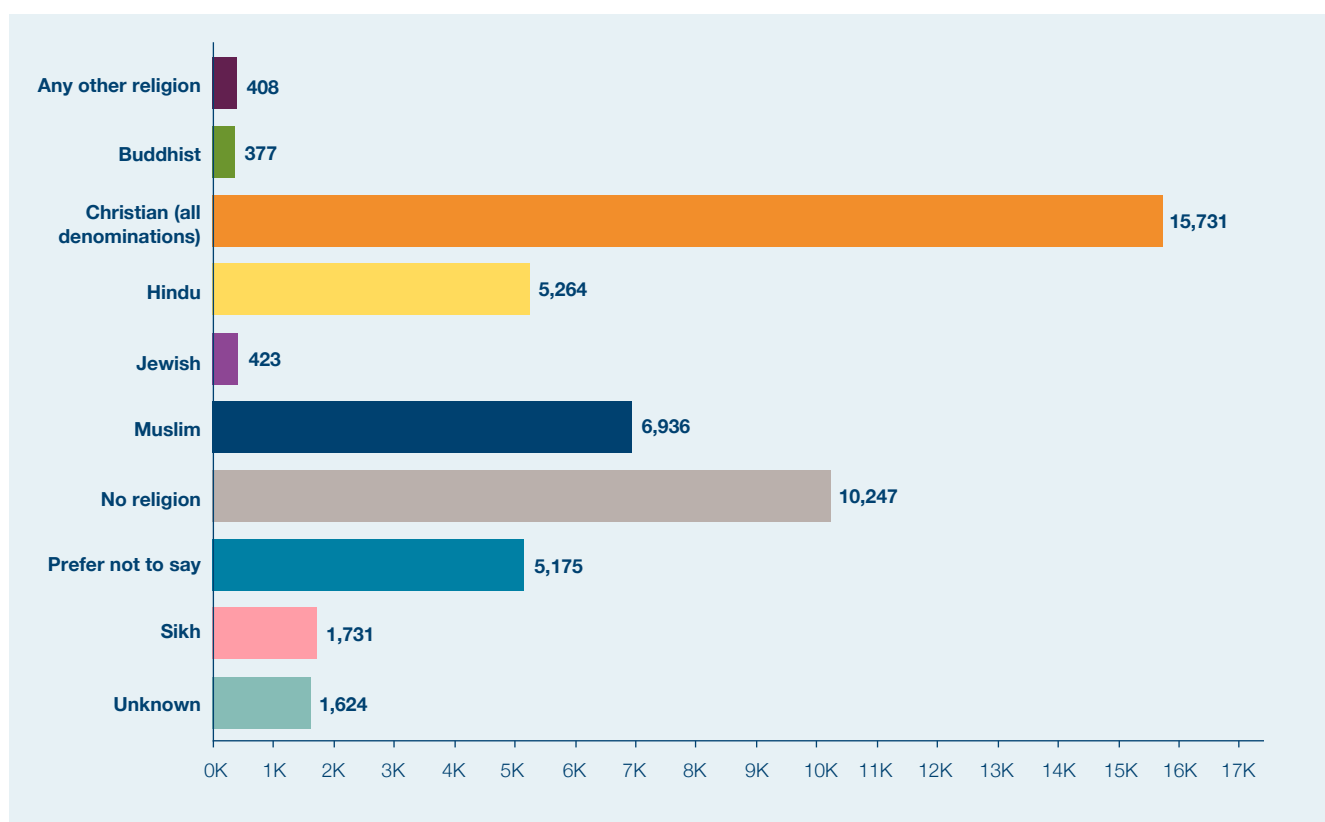


Religion

Dentist religion 2021 – 2025

Religion	2021	2022	2023	2024	2025
Any other religion	1.1%	0.9%	0.9%	0.9%	0.9%
Buddhist	0.7%	0.7%	0.7%	0.8%	0.8%
Christian (all denominations)	35.9%	35.3%	34.4%	33.6%	32.8%
Hindu	10.5%	10.6%	10.7%	10.9%	11.0%
Jewish	1.1%	1.0%	0.9%	0.9%	0.9%
Muslim	10.5%	11.5%	12.5%	13.4%	14.5%
No religion	19.5%	20.9%	21.3%	21.5%	21.4%
Prefer not to say	11.9%	11.4%	11.1%	11.0%	10.8%
Sikh	3.4%	3.6%	3.6%	3.6%	3.6%
Unknown	5.5%	4.1%	3.8%	3.6%	3.4%
Total	100.0%	100.0%	100.0%	100.0%	100.0%

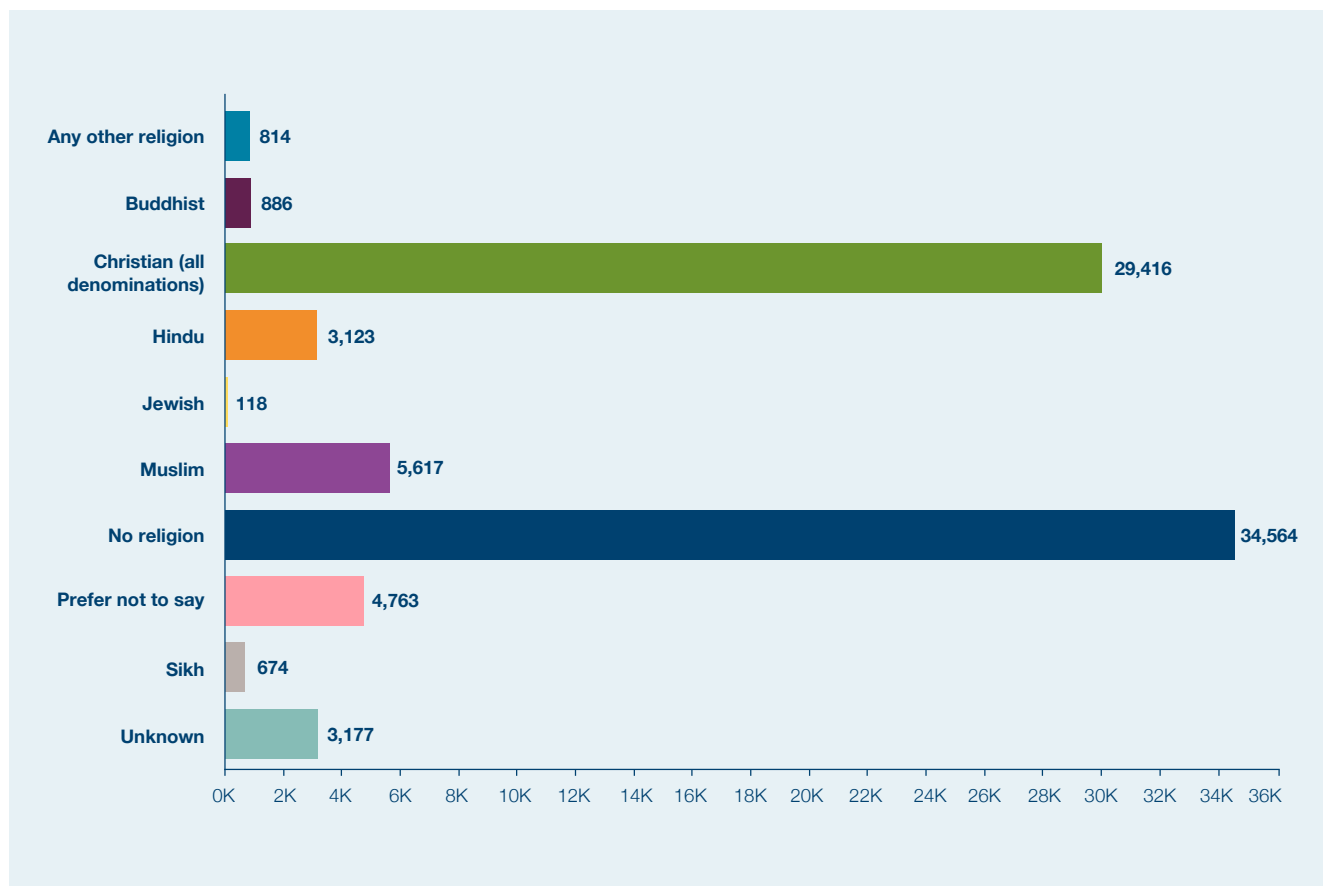
Dentist numbers by religion - 2025



DCP religion 2021 – 2025

Religion	2021	2022	2023	2024	2025
Any other religion	1.5%	1.2%	1.0%	1.0%	1.0%
Buddhist	0.9%	1.0%	1.0%	1.0%	1.1%
Christian (all denominations)	39.7%	39.3%	38.4%	37.1%	35.8%
Hindu	2.2%	2.6%	2.9%	3.3%	3.7%
Jewish	0.2%	0.2%	0.2%	0.2%	0.1%
Muslim	3.6%	4.2%	5.0%	5.9%	6.7%
No religion	36.3%	39.7%	41.4%	41.3%	41.3%
Prefer not to say	7.6%	6.6%	6.1%	5.9%	5.7%
Sikh	0.7%	0.8%	0.7%	0.8%	0.8%
Unknown	7.3%	4.5%	3.3%	3.6%	3.8%
Total	100%	100%	100%	100%	100%

DCP religion 2025

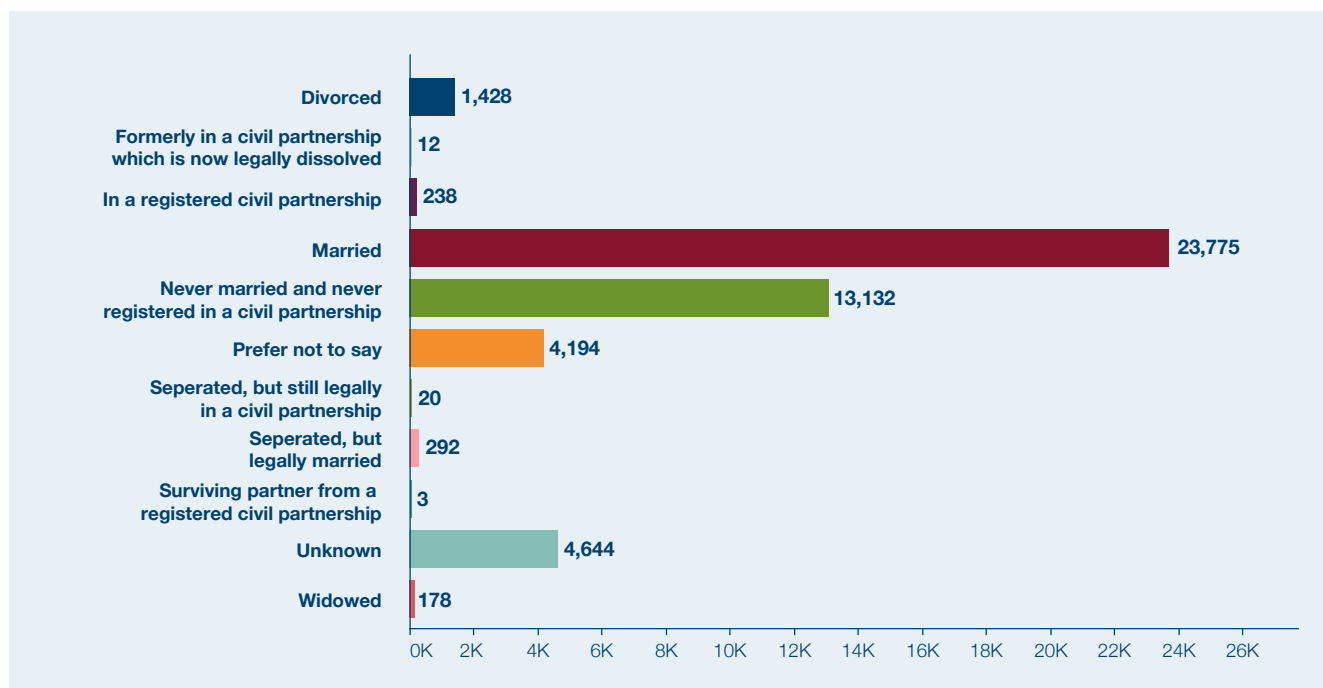


Marital status

Dentist marital status 2021 – 2025

Marital status	2021	2022	2023	2024	2025
Divorced	3.4%	3.4%	3.3%	3.1%	3.0%
Formerly in a civil partnership which is now legally dissolved	0.0%	0.0%	0.0%	0.0%	0.0%
In a registered civil partnership	0.7%	0.6%	0.5%	0.5%	0.5%
Married	54.0%	54.4%	52.6%	51.0%	49.6%
Never married and never registered in a civil partnership	13.2%	18.8%	22.2%	24.8%	27.4%
Prefer not to say	9.4%	9.6%	9.4%	9.1%	8.8%
Separated, but still legally in a civil partnership	0.0%	0.1%	0.0%	0.0%	0.0%
Separated, but still legally married	0.5%	0.7%	0.7%	0.6%	0.6%
Surviving partner from a registered civil partnership	0.0%	0.0%	0.0%	0.0%	0.0%
Unknown	18.3%	11.9%	10.8%	10.3%	9.7%
Widowed	0.4%	0.5%	0.4%	0.4%	0.4%
Total	100%	100%	100%	100%	100%

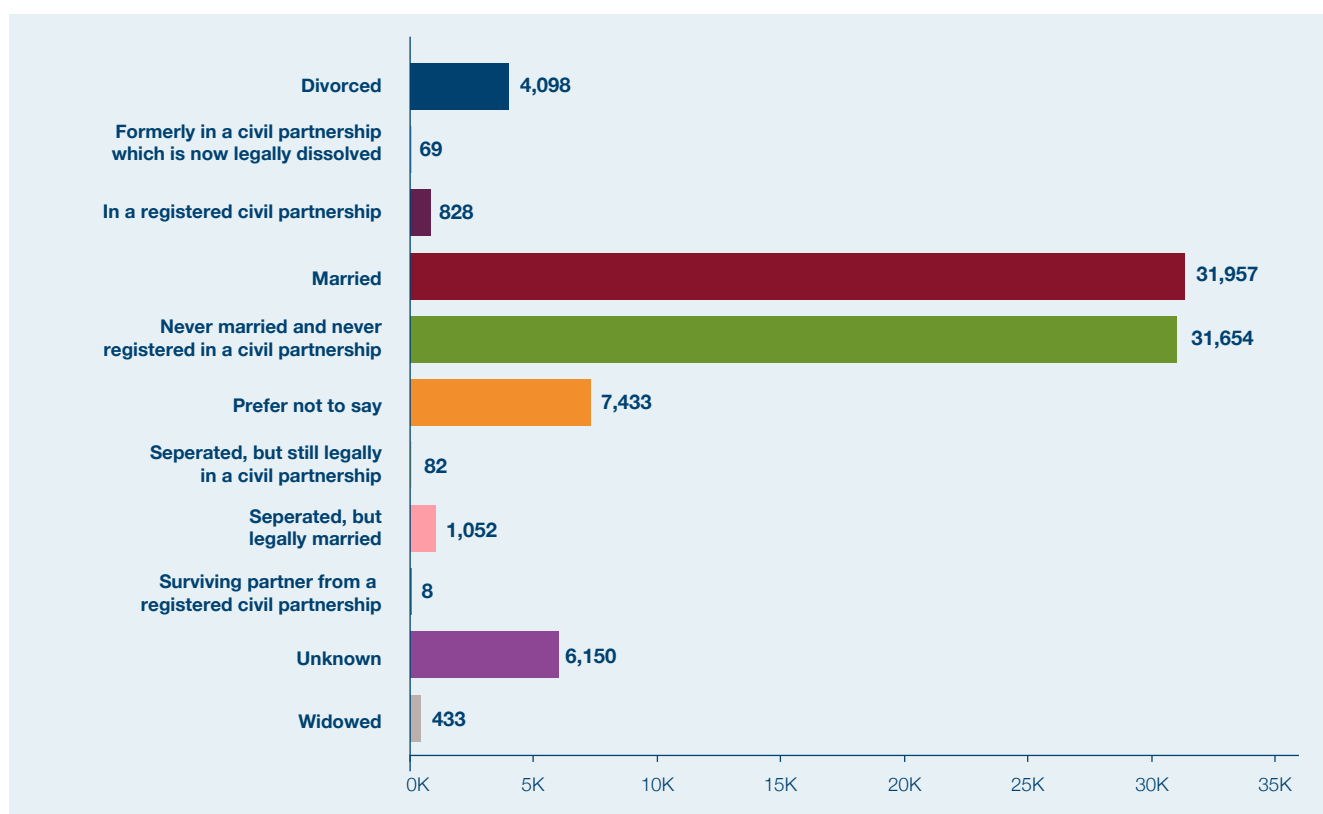
Dentist marital status 2025



DCP marital status 2021 – 2025

Marital status	2021	2022	2023	2024	2025
Divorced	5.3%	5.7%	5.6%	5.2%	4.9%
Formerly in a civil partnership which is now legally dissolved	0.1%	0.1%	0.1%	0.1%	0.1%
In a registered civil partnership	1.6%	1.3%	1.1%	1.0%	1.0%
Married	40.0%	41.1%	41.2%	39.6%	38.2%
Never married and never registered in a civil partnership	21.3%	28.8%	32.8%	35.5%	37.8%
Prefer not to say	8.6%	9.1%	9.4%	9.1%	8.9%
Separated, but still legally in a civil partnership	0.1%	0.1%	0.1%	0.1%	0.1%
Separated, but still legally married	1.1%	1.4%	1.4%	1.3%	1.3%
Surviving partner from a registered civil partnership	1.1%	0.0%	0.0%	0.0%	0.0%
Unknown	21.6%	11.9%	7.6%	7.5%	7.3%
Widowed	0.6%	0.6%	0.6%	0.6%	0.5%
Total	100%	100%	100%	100%	100%

DCP marital status 2025

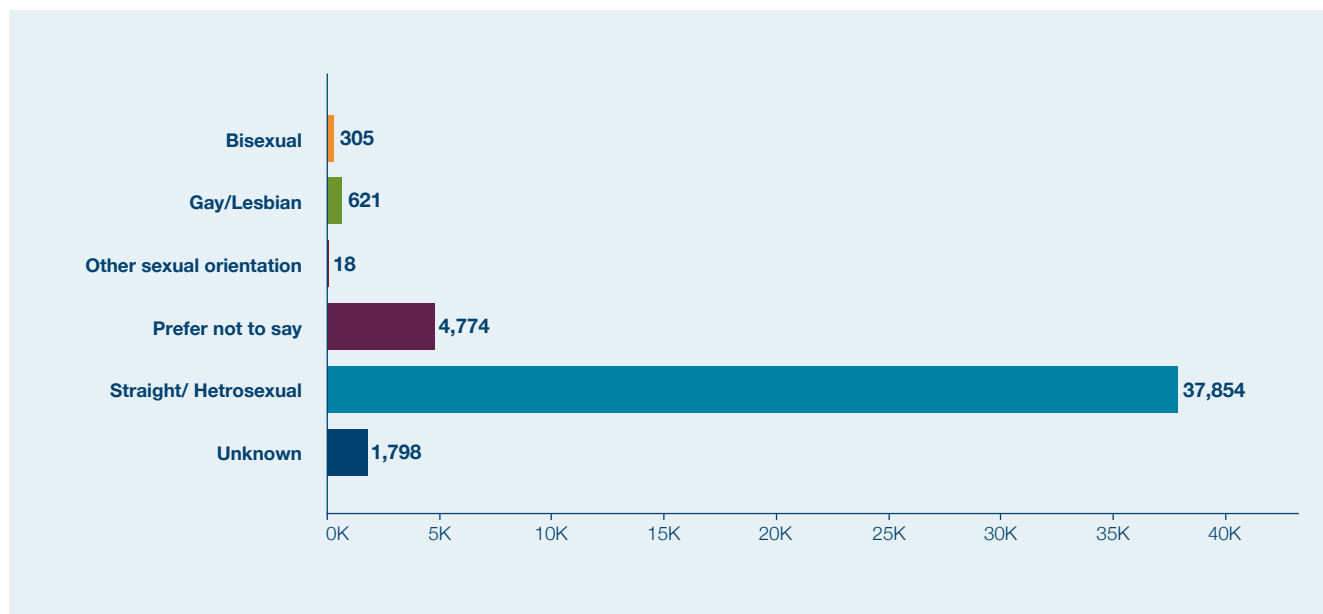


Sexual orientation

Dentist sexual orientation 2021 – 2025

Sexual orientation	2021	2022	2023	2024	2025
Bisexual	0.7%	0.7%	0.7%	0.7%	0.7%
Gay/Lesbian	1.3%	1.4%	1.4%	1.4%	1.4%
Other sexual orientation	0.0%	0.0%	0.0%	0.0%	0.0%
Prefer not to say	11.1%	11.2%	10.9%	10.6%	10.3%
Straight/Heterosexual	80.6%	82.2%	82.8%	83.3%	83.9%
Unknown	6.2%	4.6%	4.2%	4.0%	3.8%
Total	100%	100%	100%	100%	100%

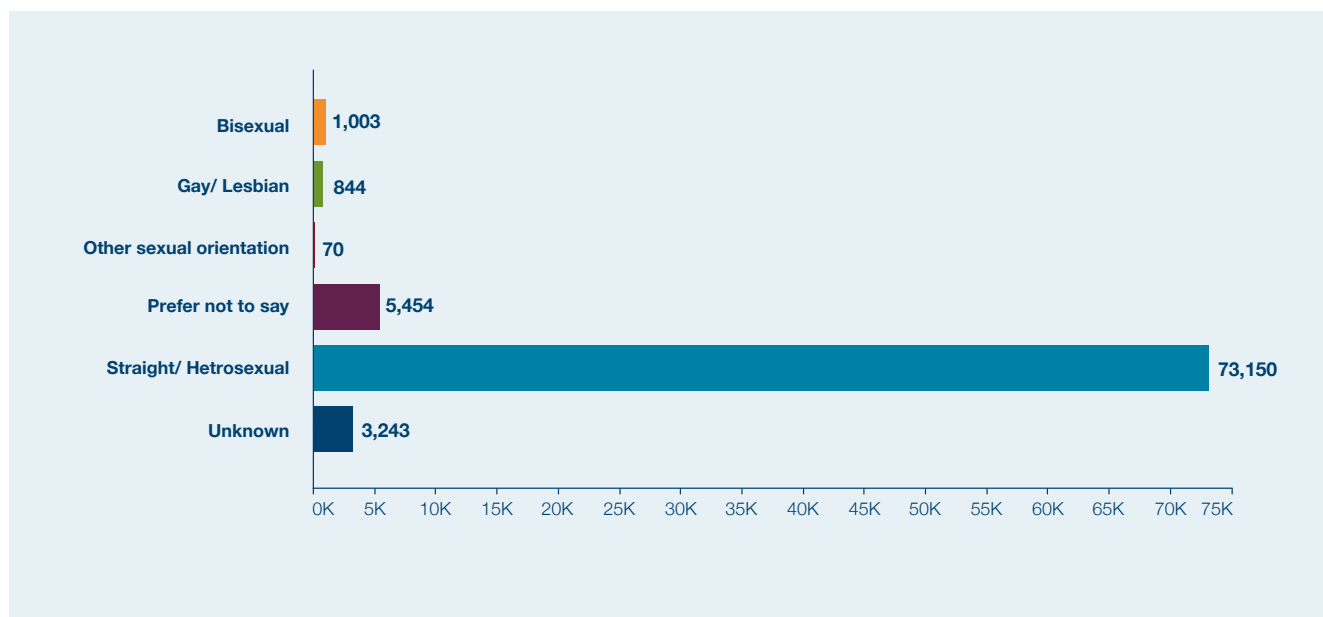
Dentist sexual orientation 2025



DCP sexual orientation 2021 – 2025

Sexual orientation	2021	2022	2023	2024	2025
Bisexual	1.1%	1.1%	1.1%	1.2%	1.2%
Gay/Lesbian	0.9%	0.9%	1.0%	1.0%	1.0%
Other sexual orientation	0.1%	0.1%	0.1%	0.1%	0.1%
Prefer not to say	8.2%	7.5%	7.1%	6.8%	6.5%
Straight/Heterosexual	82.3%	85.8%	87.3%	87.3%	87.3%
Unknown	7.5%	4.6%	3.4%	3.7%	3.9%
Total	100%	100%	100%	100%	100%

DCP sexual orientation 2025



General Dental Council

General Dental Council
37 Wimpole Street
London
W1G 8DQ
020 7167 6000